

# Anthem find a Vision Provider:

1. Go to Anthem.com
2. Select Find a Doctor




[Español](#)

OTHER ANTHEM WEBSITES:

[Providers](#) | [Employers](#) | [Producers](#) | [Medicaid](#) | [Federal Employee Programs](#)

The screenshot shows the Anthem website homepage. At the top, there is a navigation bar with tabs for 'Shop For Insurance', 'Health & Wellness', 'Resources', and 'Customer Support'. Below this is a large banner for 'Time to choose your 2016 Medicare benefits' with a video player. On the right side, there is a 'MEMBER LOG IN' section with fields for 'Username' and 'Password', and buttons for 'Register Now', 'LOG IN', and 'Forgot username or password?'. Below the login section is a 'USEFUL TOOLS' sidebar with a red circle around the 'FIND A DOCTOR (Dentist, Pharmacy, or Hospital)' option. Other tools listed include 'FIND URGENT CARE', 'PRESCRIPTION BENEFITS', and 'CHECK CLAIM STATUS'. At the bottom, there are three promotional boxes: 'Get a Free Instant Quote', 'Open Enrollment for Individual and Family', and 'Data Safety Update'.


### 3. Search as a Guest

	<a href="#">Shop For Insurance</a>	<a href="#">Health &amp; Wellness</a>	<a href="#">Resources</a>	<a href="#">Customer Support</a>
---	------------------------------------	---------------------------------------	---------------------------	----------------------------------

## Find a Doctor [Encontrar un doctor](#)

Find a doctor, hospital, dentist, pharmacy and more. You'll get the most from your insurance plan (and save money), if you choose a doctor or hospital in your network.

 **Search as a Member**

Login or use your Anthem ID card to make sure you find a doctor or hospital in your network, which will help keep your costs down.


**Username:**

**Password:**


  

**OR**

**Identification number or alpha prefix (first three letters):** 

**Continue**

 **Search as a Guest**


Each of our plans has its own network of doctors and hospitals. We can help you find a doctor or hospital in the correct network for you.

**Continue**

[Search by Selecting a Plan or Network](#)

[Search All Plans and Networks](#)

---

**Medicare Assignment** 

To find providers that accept Medicare Assignment, please visit [medicare.gov](http://medicare.gov)

Click CONTINUE

4. If searching as a guest you must complete the following information.

Q: How do you get insurance? A: Through my employer

Q: What state do you want to search in? A: Select the state where the provider you wish to use is located.

Q: What type of care are you searching for? A: Select Vision for the vision insurance

Q: Select a plan/network A: This will be **Blue View Vision** for Murray State.

The screenshot shows a web interface for finding a doctor. At the top, there is a navigation bar with four tabs: 'Shop For Insurance', 'Health & Wellness', 'Resources', and 'Customer Support'. Below the navigation bar, the main heading is 'Find a Doctor' with a link 'Encontrar un doctor'. A note states 'All fields are required unless labeled optional'. The form contains four dropdown menus, each circled in red: 'How do you get insurance?' (selected: 'Through my employer'), 'What state do you want to search in?' (selected: 'Kentucky'), 'What type of care are you searching for?' (selected: 'Vision'), and 'Select a plan/network' (selected: 'Blue View Vision'). At the bottom of the form are two buttons: 'Cancel' and 'Continue'.

Click CONTINUE

5. Under Located near enter the location you wish to search.

[Home](#) | [Shop For Insurance](#) | [Health & Wellness](#) | [Resources](#) | [Customer Support](#)

All fields are required unless labeled optional

## Find a Doctor [Encontrar un doctor](#)

I want to search this plan/network:  
**Blue View Vision** [Change plan](#) [?](#)

I'm looking for a Vision Professional [?](#)

Whose name is: (optional)

**Located near:**

**Within a distance of:**

[Show more options](#)

[Search](#)

Click Search