

### 1. 1. Graduation Date



**Month**

	May	August	December	Response Count
Please select the month and year that you plan to graduate:	<b>100.0% (10)</b>	0.0% (0)	0.0% (0)	10


**Year**

	2012	2013	2014	2015	2016	2017	2018	2019	2020	Response Count
Please select the month and year that you plan to graduate:	0.0% (0)	0.0% (0)	0.0% (0)	10.0% (1)	<b>90.0% (9)</b>	0.0% (0)	0.0% (0)	0.0% (0)	0.0% (0)	10
<b>answered question</b>										<b>10</b>
<b>skipped question</b>										<b>0</b>


### 2. 2. Gender

		Response Percent	Response Count
Female		30.0%	3
Male		<b>70.0%</b>	<b>7</b>
<b>answered question</b>			<b>10</b>
<b>skipped question</b>			<b>0</b>



### 3. 3. Ethnic Background

		Response Percent	Response Count
White		100.0%	10
Black/African-American		0.0%	0
Asian		0.0%	0
Hispanic/Latino		0.0%	0
American Indian/Alaskan Native		0.0%	0
Native Hawaiian/Other Pacific Islander		0.0%	0
Two or more races		0.0%	0
<b>answered question</b>			<b>10</b>
<b>skipped question</b>			<b>0</b>

### 4. 4. Are you a U.S. citizen?

		Response Percent	Response Count
Yes		100.0%	10
No		0.0%	0
<b>answered question</b>			<b>10</b>
<b>skipped question</b>			<b>0</b>




## 5. 5. What is your residency classification at MSU?

		Response Percent	Response Count
In-state		90.0%	9
Out-of-state		10.0%	1
International		0.0%	0
<b>answered question</b>			<b>10</b>
<b>skipped question</b>			<b>0</b>



### 5. 5. What is your residency classification at MSU?

answered question	10
skipped question	0



### 6. 6. Age

		Response Percent	Response Count
24 or younger		80.0%	8
25-34		10.0%	1
35-44		0.0%	0
45 or older		10.0%	1
		answered question	10
		skipped question	0




### 7. 7. Has either of your parents received a bachelor's degree?

		Response Percent	Response Count
Yes		50.0%	5
No		50.0%	5
		answered question	10
		skipped question	0





### 8. 8. Has either of your parents received a degree from MSU?

		Response Percent	Response Count
Yes		40.0%	4
No		60.0%	6
answered question			10
skipped question			0




### 9. 9. What was your original entry status to MSU?

		Response Percent	Response Count
Freshman		30.0%	3
Transfer from community college/technical school		30.0%	3
Transfer from 4-yr institution		40.0%	4
answered question			10
skipped question			0



### 10. 10. How many credits were transferred?

		Response Percent	Response Count
12 or fewer		14.3%	1
13-30		28.6%	2
31-60		28.6%	2
Over 60		28.6%	2
answered question			7
skipped question			3








**11. 11. Approximately what percent of your University Studies (general education) classes did you take at MSU?**

		Response Percent	Response Count
Under 25%		42.9%	3
25-49%		28.6%	2
50-74%		0.0%	0
75-100%		28.6%	2
<b>answered question</b>			<b>7</b>
<b>skipped question</b>			<b>3</b>

**12. 12. What has been your attendance status at MSU?**

		Response Percent	Response Count
Primarily full-time		90.0%	9
Primarily part-time		10.0%	1
<b>answered question</b>			<b>10</b>
<b>skipped question</b>			<b>0</b>



### 13. 13. In which Residential College are you a member?

		Response Percent	Response Count
Do not know		10.0%	1
<b>Clark College</b>		<b>30.0%</b>	<b>3</b>
Elizabeth College		10.0%	1
Franklin-Springer Colleges		10.0%	1
Hart College		20.0%	2
Hester College		10.0%	1
Regents College		10.0%	1
Richmond College		0.0%	0
White College		0.0%	0
		<b>answered question</b>	<b>10</b>
		<b>skipped question</b>	<b>0</b>





**13. 13. In which Residential College are you a member?**

answered question	10
skipped question	0

**14. 14. Have you ever received any type of Financial Aid while at MSU? (scholarships, grants, work-study, etc.)**





		Response Percent	Response Count
Yes		70.0%	7
No		30.0%	3
		answered question	10
		skipped question	0

**15. 15. How many years will it take you to complete your degree from the point of your initial enrollment in college (including any time at a previous institution)?**

		Response Percent	Response Count
Two		10.0%	1
Three		0.0%	0
Four		40.0%	4
Five		30.0%	3
Six		0.0%	0
More than six		20.0%	2
		answered question	10
		skipped question	0



## 16. 16. In what range does your grade point average fall?

		Response Percent	Response Count
Less than 2.00		0.0%	0
2.00-2.50		10.0%	1
2.51-3.00		10.0%	1
3.01-3.50		40.0%	4
3.51-4.00		40.0%	4
<b>answered question</b>			<b>10</b>
<b>skipped question</b>			<b>0</b>


**17. 17. Please identify the program/major in which you are earning a degree. If you have a double major, check both of your majors. (Note: Liberal Arts and Integrated Studies Students, check Liberal Arts or Integrated Studies. Do not check your field of study as a major.)**

		Response Percent	Response Count
Accounting		0.0%	0
Advertising		0.0%	0
Agricultural Science & Technology (associate's)		0.0%	0
Agricultural Science (bachelor's)		0.0%	0
Animal Technology/Animal-Equine		0.0%	0
Animal Technology/Vet Tech, Pre-Vet		0.0%	0
Applied Physics		0.0%	0
Art		0.0%	0
Athletic Training		0.0%	0
Biology		0.0%	0
Business Administration (associate's)		0.0%	0
Business Administration (bachelor's)	<input checked="" type="checkbox"/>	10.0%	1
Career & Technical Education (associate's)		0.0%	0
Career & Technical Education (bachelor's)		0.0%	0
Chemistry		0.0%	0
Civil Engineering Technology (associate's)		0.0%	0
<b>answered question</b>			<b>10</b>
<b>skipped question</b>			<b>0</b>

**17. 17. Please identify the program/major in which you are earning a degree. If you have a double major, check both of your majors. (Note: Liberal Arts and Integrated Studies Students, check Liberal Arts or Integrated Studies. Do not check your field of study as a major.)**

Civil Engineering Technology (bachelor's)	0.0%	0
Communication Disorders	0.0%	0
Community Health	0.0%	0
Computer Information Systems	0.0%	0
Computer Science	0.0%	0
Creative Writing (BFA)	0.0%	0
Criminal Justice	0.0%	0
Economics	0.0%	0
Electromechanical Engineering Technology	0.0%	0
Elementary School Education	0.0%	0
Engineering Graphics & Design	0.0%	0
Engineering Physics	0.0%	0
English	0.0%	0
English Education (TESOL)	0.0%	0
Exercise Science	0.0%	0
Finance	0.0%	0
French	0.0%	0
General Studies (associate's)	0.0%	0
Geosciences	0.0%	0
German	0.0%	0
	<b>answered question</b>	<b>10</b>
	<b>skipped question</b>	<b>0</b>

**17. 17. Please identify the program/major in which you are earning a degree. If you have a double major, check both of your majors. (Note: Liberal Arts and Integrated Studies Students, check Liberal Arts or Integrated Studies. Do not check your field of study as a major.)**

Graphic Communications Media		0.0%	0
Health & Physical Education		0.0%	0
Health Information Administration		0.0%	0
<b>History</b>		<b>100.0%</b>	<b>10</b>
Industrial Technology (associate's)		0.0%	0
Integrated Studies (BIS)		0.0%	0
Interdisciplinary Early Childhood Education		0.0%	0
Interior Design		0.0%	0
International Business		0.0%	0
International Studies		0.0%	0
Japanese		0.0%	0
Journalism		0.0%	0
Learning & Behavior Disorders		0.0%	0
Liberal Arts		0.0%	0
Logistics & Supply Chain Management		0.0%	0
Management		0.0%	0
Manufacturing Technology		0.0%	0
Marketing		0.0%	0
Mathematics		0.0%	0
<b>answered question</b>			<b>10</b>
<b>skipped question</b>			<b>0</b>




**17. 17. Please identify the program/major in which you are earning a degree. If you have a double major, check both of your majors. (Note: Liberal Arts and Integrated Studies Students, check Liberal Arts or Integrated Studies. Do not check your field of study as a major.)**

Middle School Education		0.0%	0	
Music		0.0%	0	
Music Business		0.0%	0	
Nonprofit Leadership Studies		0.0%	0	
Nursing		0.0%	0	
Nursing/RN to BSN		0.0%	0	
Nutrition, Dietetics, & Food Mgmt		0.0%	0	
Occupational Safety and Health		0.0%	0	
Organizational Communication		0.0%	0	
Philosophy		0.0%	0	
Physics		0.0%	0	
Political Science	<input checked="" type="checkbox"/>	20.0%	2	
Psychology		0.0%	0	
Public Administration		0.0%	0	
Public Relations		0.0%	0	
Recreation & Leisure Services		0.0%	0	
Social Work		0.0%	0	
Sociology		0.0%	0	
Spanish		0.0%	0	
Telecommunications Systems Mgmt		0.0%	0	
			<b>answered question</b>	<b>10</b>
			<b>skipped question</b>	<b>0</b>

**17. 17. Please identify the program/major in which you are earning a degree. If you have a double major, check both of your majors. (Note: Liberal Arts and Integrated Studies Students, check Liberal Arts or Integrated Studies. Do not check your field of study as a major.)**

Television Production	0.0%	0
Theatre	0.0%	0
Wildlife & Conservation Biology	0.0%	0
<b>answered question</b>		<b>10</b>
<b>skipped question</b>		<b>0</b>

**18. 20. What is the highest degree you eventually hope to receive?**

		Response Percent	Response Count
Associate		0.0%	0
Baccalaureate		20.0%	2
<b>Graduate</b>		<b>50.0%</b>	<b>5</b>
Professional		30.0%	3
<b>answered question</b>			<b>10</b>
<b>skipped question</b>			<b>0</b>






## 19. 21. Which best describes your situation?

		Response Percent	Response Count
Did not change major/area		30.0%	3
Did not initially declare major/area		10.0%	1
<b>Changed major/area</b>		<b>60.0%</b>	<b>6</b>
		<b>answered question</b>	<b>10</b>
		<b>skipped question</b>	<b>0</b>



**19. 21. Which best describes your situation?**

answered question	10
skipped question	0

**20. 22. While school was in session during the past year, how many hours per week, on average, did you work for pay?**


		Response Percent	Response Count
Did not work		30.0%	3
Worked 1-10 hrs		10.0%	1
Worked 11-20 hrs		20.0%	2
Worked 21-30 hrs		20.0%	2
Worked 31-40 hrs		20.0%	2
Worked over 40 hrs		0.0%	0
		answered question	10
		skipped question	0

**21. 23. For the most part, were classes offered at times convenient to you?**


		Response Percent	Response Count
Yes		90.0%	9
No		10.0%	1
		answered question	10
		skipped question	0





## 22. 24. What time would you have preferred?

		Response Percent	Response Count
Late afternoon		0.0%	0
<b>Evening</b>		<b>100.0%</b>	<b>1</b>
Weekend		0.0%	0
During the day		0.0%	0
Online		0.0%	0
<b>answered question</b>			<b>1</b>
<b>skipped question</b>			<b>9</b>



## 23. 25. Which best describes the location where you completed the majority of your courses?

		Response Percent	Response Count
<b>Murray</b>		<b>100.0%</b>	<b>10</b>
Paducah		0.0%	0
Ft. Campbell		0.0%	0
Madisonville		0.0%	0
Hopkinsville		0.0%	0
Henderson		0.0%	0
Online		0.0%	0
Other (please specify)		0.0%	0
<b>answered question</b>			<b>10</b>
<b>skipped question</b>			<b>0</b>






**24. 26. Did you take any online courses while at Murray State?**

		Response Percent	Response Count
Yes		70.0%	7
No		30.0%	3
answered question			10
skipped question			0

**25. 27. Did it take you an extra semester or more to complete degree requirements at Murray State?**

		Response Percent	Response Count
Yes		70.0%	7
No		30.0%	3
answered question			10
skipped question			0

## 26. 28. Why did it take you an extra semester or more?

		Response Percent	Response Count
Work obligation limited my enrollment.		14.3%	1
Family obligations limited my enrollment.		0.0%	0
Tuition and other costs of attendance limited my enrollment.		0.0%	0
<b>A decision to change majors added to my requirements.</b>		<b>42.9%</b>	<b>3</b>
A required course or courses were not offered.		14.3%	1
Credits were lost transferring to Murray State.		14.3%	1
<b>Other (please specify)</b>		<b>42.9%</b>	<b>3</b>
		<b>answered question</b>	<b>7</b>
		<b>skipped question</b>	<b>3</b>

### 26. 28. Why did it take you an extra semester or more?

answered question 7

skipped question 3

### 27. 29. Did you have trouble getting any course(s) you needed while at Murray State?

Response  
Percent Response  
Count

Yes  50.0% 5

No  50.0% 5

answered question 10

skipped question 0

### 28. 30. Why did you have trouble getting the course?

Response  
Percent Response  
Count

The course was not offered the semester I needed it.  20.0% 1

The course was not offered at hours convenient to my work schedule. 0.0% 0

The course was not offered at hours suitable for my school schedule.  40.0% 2

All course sections were closed.  40.0% 2

I was unaware of the prerequisites for the course. 0.0% 0

answered question 5

skipped question 5



**29. 31. Which statement best describes your experience with off-campus coop/internship?**

		Response Percent	Response Count
<b>Cannot judge; I did not have one.</b>		<b>70.0%</b>	<b>7</b>
My experience was very valuable.		20.0%	2
My experience was valuable.		10.0%	1
My experience was of little value.		0.0%	0
My experience was of no value.		0.0%	0
		<b>answered question</b>	<b>10</b>
		<b>skipped question</b>	<b>0</b>

**30. 32. Which statement best describes your experience with on-campus faculty-directed research, scholarly, or creative project?**

		Response Percent	Response Count
Cannot judge; I did not have one.		30.0%	3
<b>My experience was very valuable.</b>		<b>50.0%</b>	<b>5</b>
My experience was valuable.		10.0%	1
My experience was of little value.		0.0%	0
My experience was of no value.		10.0%	1
		<b>answered question</b>	<b>10</b>
		<b>skipped question</b>	<b>0</b>

### 31. 33. Which statement best describes your experience with academic advising in your major/area?

		Response Percent	Response Count
Cannot judge; I did not make use of the opportunity.		0.0%	0
<b>I was satisfied with information my adviser provided.</b>		<b>90.0%</b>	<b>9</b>
Advice was inaccurate, incomplete, or misleading.		10.0%	1
My adviser was not available.		0.0%	0
		<b>answered question</b>	<b>10</b>
		<b>skipped question</b>	<b>0</b>

**31. 33. Which statement best describes your experience with academic advising in your major/area?**

**answered question 10**

**skipped question 0**

**32. Questions 34-48 For each of these items, indicate the extent to which you were satisfied.**

	<b>Very satisfied</b>	<b>Satisfied</b>	<b>Dissatisfied</b>	<b>Very dissatisfied</b>	<b>Rating Average</b>	<b>Rating Count</b>
34. Class size relative to type of course	<b>55.6% (5)</b>	44.4% (4)	0.0% (0)	0.0% (0)	3.56	9
35. Out-of-class availability of faculty	<b>55.6% (5)</b>	44.4% (4)	0.0% (0)	0.0% (0)	3.56	9
36. Effectiveness of your high school preparation for college work	11.1% (1)	22.2% (2)	<b>44.4% (4)</b>	22.2% (2)	2.22	9
37. Fairness of faculty in their treatment of individual students	33.3% (3)	<b>44.4% (4)</b>	22.2% (2)	0.0% (0)	3.11	9
38. Overall quality of instruction at Murray State	33.3% (3)	<b>55.6% (5)</b>	11.1% (1)	0.0% (0)	3.22	9
39. Quality of instruction in University Studies (General Education) courses	22.2% (2)	<b>55.6% (5)</b>	22.2% (2)	0.0% (0)	3.00	9
40. Quality of instruction in your major	<b>66.7% (6)</b>	22.2% (2)	11.1% (1)	0.0% (0)	3.56	9
41. Clarity of program objectives in your major	<b>55.6% (5)</b>	33.3% (3)	11.1% (1)	0.0% (0)	3.44	9
42. Intellectual challenge of the academic program	<b>55.6% (5)</b>	44.4% (4)	0.0% (0)	0.0% (0)	3.56	9
43. Encouragement and information from your major department for employment after graduation	<b>44.4% (4)</b>	<b>44.4% (4)</b>	11.1% (1)	0.0% (0)	3.33	9
44. Availability of opportunities to engage in a faculty-mentored research, scholarly, or creative project in your area of study/interest	33.3% (3)	<b>55.6% (5)</b>	0.0% (0)	11.1% (1)	3.11	9
45. Library hours	<b>44.4% (4)</b>	22.2% (2)	33.3% (3)	0.0% (0)	3.11	9
<b>answered question</b>						<b>9</b>
<b>skipped question</b>						<b>1</b>



**32. Questions 34-48 For each of these items, indicate the extent to which you were satisfied.**

46 Effectiveness of library personnel in meeting your information needs	<b>44.4% (4)</b>	<b>44.4% (4)</b>	0.0% (0)	11.1% (1)	3.22	9
47. Access to on-hand or electronic library resources	33.3% (3)	<b>44.4% (4)</b>	0.0% (0)	22.2% (2)	2.89	9
48. Computer, individual and group work spaces available within University Libraries (Waterfield, Pogue and Overby)	<b>33.3% (3)</b>	22.2% (2)	22.2% (2)	22.2% (2)	2.67	9
<b>answered question</b>						<b>9</b>
<b>skipped question</b>						<b>1</b>

**33. Questions 49-55 University Studies is designed to offer you a broad base of skills and knowledge and to prepare you for upper division study. Please indicate how effective University Studies at Murray State was in helping you achieve these goals.**

	<b>Very effective</b>	<b>Effective</b>	<b>Ineffective</b>	<b>Very ineffective</b>	<b>Rating Average</b>	<b>Rating Count</b>
49. Writing skills	<b>55.6% (5)</b>	44.4% (4)	0.0% (0)	0.0% (0)	3.56	9
50. Speaking skills	33.3% (3)	<b>55.6% (5)</b>	11.1% (1)	0.0% (0)	3.22	9
51. Critical thinking skills	44.4% (4)	<b>55.6% (5)</b>	0.0% (0)	0.0% (0)	3.44	9
52. Technology skills/computer skills	33.3% (3)	22.2% (2)	<b>44.4% (4)</b>	0.0% (0)	2.89	9
53. General knowledge in the liberal arts and sciences	44.4% (4)	<b>55.6% (5)</b>	0.0% (0)	0.0% (0)	3.44	9
54. International perspectives	<b>44.4% (4)</b>	<b>44.4% (4)</b>	11.1% (1)	0.0% (0)	3.33	9
55. Stimulation of interest in areas outside your chosen field of study	<b>44.4% (4)</b>	<b>44.4% (4)</b>	11.1% (1)	0.0% (0)	3.33	9
<b>answered question</b>						<b>9</b>
<b>skipped question</b>						<b>1</b>

**34. Questions 56-89**For each of these services, activities or programs that you used, please indicate the extent to which you were satisfied that they met your needs. For those that you did not use, mark the "Did Not Use" option.

	Very satisfied	Satisfied	Dissatisfied	Very dissatisfied	Did Not Use	Rating Average	Rating Count
56. African-American/Multicultural Student Services	0.0% (0)	0.0% (0)	0.0% (0)	0.0% (0)	<b>100.0% (9)</b>	0.00	9
57. Blackboard/Canvas	33.3% (3)	<b>55.6% (5)</b>	0.0% (0)	0.0% (0)	11.1% (1)	3.38	9
58. Career Services Office	22.2% (2)	33.3% (3)	0.0% (0)	0.0% (0)	<b>44.4% (4)</b>	3.40	9
59. Cultural programming and activities	11.1% (1)	33.3% (3)	0.0% (0)	0.0% (0)	<b>55.6% (5)</b>	3.25	9
60. Degree audit (MAP report)	33.3% (3)	<b>66.7% (6)</b>	0.0% (0)	0.0% (0)	0.0% (0)	3.33	9
61. Financial Aid Office customer service	22.2% (2)	<b>33.3% (3)</b>	11.1% (1)	0.0% (0)	<b>33.3% (3)</b>	3.17	9
62. Dining Services	22.2% (2)	11.1% (1)	11.1% (1)	11.1% (1)	<b>44.4% (4)</b>	2.80	9
63. Graduation Office	22.2% (2)	<b>44.4% (4)</b>	0.0% (0)	0.0% (0)	33.3% (3)	3.33	9
64. Greek life and activities	11.1% (1)	0.0% (0)	0.0% (0)	0.0% (0)	<b>88.9% (8)</b>	4.00	9
65. Health Services	22.2% (2)	22.2% (2)	0.0% (0)	0.0% (0)	<b>55.6% (5)</b>	3.50	9
66. Honor Societies/Departmental Clubs/Special Interest Organizations	<b>33.3% (3)</b>	<b>33.3% (3)</b>	0.0% (0)	0.0% (0)	<b>33.3% (3)</b>	3.50	9
67. International programs and activities	22.2% (2)	0.0% (0)	0.0% (0)	0.0% (0)	<b>77.8% (7)</b>	4.00	9
68. International student support services	0.0% (0)	0.0% (0)	0.0% (0)	0.0% (0)	<b>100.0% (9)</b>	0.00	9
					<b>answered question</b>		<b>9</b>
					<b>skipped question</b>		<b>1</b>

**34. Questions 56-89** For each of these services, activities or programs that you used, please indicate the extent to which you were satisfied that they met your needs. For those that you did not use, mark the "Did Not Use" option.

69. Internet and wireless access for study and research needs	<b>33.3% (3)</b>	<b>33.3% (3)</b>	22.2% (2)	11.1% (1)	0.0% (0)	2.89	9
70. Intramural Sports and Recreation	11.1% (1)	11.1% (1)	11.1% (1)	0.0% (0)	<b>66.7% (6)</b>	3.00	9
71. LGBT programs	11.1% (1)	11.1% (1)	11.1% (1)	0.0% (0)	<b>66.7% (6)</b>	3.00	9
72. Lowry Center/Developmental courses and tutoring	11.1% (1)	0.0% (0)	0.0% (0)	0.0% (0)	<b>88.9% (8)</b>	4.00	9
73. Library	<b>66.7% (6)</b>	22.2% (2)	11.1% (1)	0.0% (0)	0.0% (0)	3.56	9
74. MSU web site	33.3% (3)	<b>55.6% (5)</b>	11.1% (1)	0.0% (0)	0.0% (0)	3.22	9
75. NCAA Sports	11.1% (1)	22.2% (2)	11.1% (1)	0.0% (0)	<b>55.6% (5)</b>	3.00	9
76. Online courses that are not Blackboard or Canvas	22.2% (2)	0.0% (0)	0.0% (0)	11.1% (1)	<b>66.7% (6)</b>	3.00	9
77. Public Safety/Security Services	<b>44.4% (4)</b>	33.3% (3)	11.1% (1)	0.0% (0)	11.1% (1)	3.38	9
78. Registration through myGate	33.3% (3)	<b>55.6% (5)</b>	0.0% (0)	11.1% (1)	0.0% (0)	3.11	9
79. Residential College programming and activities	<b>44.4% (4)</b>	11.1% (1)	11.1% (1)	0.0% (0)	33.3% (3)	3.50	9
80. Scholarships/grants/student employment	22.2% (2)	<b>44.4% (4)</b>	0.0% (0)	0.0% (0)	33.3% (3)	3.33	9
81. Services for non-traditional students	11.1% (1)	22.2% (2)	0.0% (0)	0.0% (0)	<b>66.7% (6)</b>	3.33	9
82. Student Disability Services (SDS)	11.1% (1)	0.0% (0)	0.0% (0)	0.0% (0)	<b>88.9% (8)</b>	4.00	9
<b>answered question</b>							<b>9</b>
<b>skipped question</b>							<b>1</b>

**34. Questions 56-89** For each of these services, activities or programs that you used, please indicate the extent to which you were satisfied that they met your needs. For those that you did not use, mark the "Did Not Use" option.

83. Transcript requests	22.2% (2)	<b>44.4%</b> <b>(4)</b>	11.1% (1)	0.0% (0)	22.2% (2)	3.14	9
84. Student Support Services (SSS)	22.2% (2)	22.2% (2)	0.0% (0)	0.0% (0)	<b>55.6%</b> <b>(5)</b>	3.50	9
85. Transfer Center	22.2% (2)	<b>33.3%</b> <b>(3)</b>	11.1% (1)	11.1% (1)	22.2% (2)	2.86	9
86. University Counseling Services	11.1% (1)	0.0% (0)	0.0% (0)	0.0% (0)	<b>88.9%</b> <b>(8)</b>	4.00	9
87. Veteran Services	22.2% (2)	0.0% (0)	0.0% (0)	0.0% (0)	<b>77.8%</b> <b>(7)</b>	4.00	9
88. Wellness Center	<b>44.4%</b> <b>(4)</b>	33.3% (3)	0.0% (0)	0.0% (0)	22.2% (2)	3.57	9
89. Women's Center	11.1% (1)	0.0% (0)	0.0% (0)	0.0% (0)	<b>88.9%</b> <b>(8)</b>	4.00	9
<b>answered question</b>							<b>9</b>
<b>skipped question</b>							<b>1</b>

**35. 90. To what extent did you participate in Residential College activities?**

		Response Percent	Response Count
Did not participate		55.6%	5
Frequently		11.1%	1
Occasionally		22.2%	2
Seldom		11.1%	1
<b>answered question</b>			<b>9</b>
<b>skipped question</b>			<b>1</b>

### 36. 91. Which phrase best describes your opinion of Residential Colleges?

		Response Percent	Response Count
Not familiar with Residential Colleges		33.3%	3
Very positive		22.2%	2
Positive		22.2%	2
Negative		11.1%	1
Very negative		11.1%	1
		<b>answered question</b>	<b>9</b>
		<b>skipped question</b>	<b>1</b>

### 37. 92. When you graduate how many times will you have studied abroad during your university career?

		Response Percent	Response Count
None		55.6%	5
One		44.4%	4
Two		0.0%	0
Three or more		0.0%	0
		<b>answered question</b>	<b>9</b>
		<b>skipped question</b>	<b>1</b>





**38. Questions 93-102 The University has formulated ten desired "Characteristics of the Murray State University Graduate." Please indicate how effective your MSU experience was in enhancing your abilities in each area.**

	<b>Very effective</b>	<b>Effective</b>	<b>Ineffective</b>	<b>Very ineffective</b>	<b>Rating Average</b>	<b>Rating Count</b>
93. Engage in mature, independent and creative thought and express that thought effectively in oral and written communication;	<b>66.7% (6)</b>	22.2% (2)	11.1% (1)	0.0% (0)	3.56	9
94. Understand and apply the critical and scientific methodologies that academic disciplines employ to discover knowledge and ascertain its validity;	<b>44.4% (4)</b>	33.3% (3)	22.2% (2)	0.0% (0)	3.22	9
95. Apply sound standards of information gathering, analysis and evaluation to reach logical decisions;	<b>66.7% (6)</b>	33.3% (3)	0.0% (0)	0.0% (0)	3.67	9
96. Understand the roles and applications of science and technology in the solution of the problems of a changing world;	<b>44.4% (4)</b>	<b>44.4% (4)</b>	11.1% (1)	0.0% (0)	3.33	9
97. Demonstrate a critical understanding of the world's historical, literary, philosophical and artistic traditions;	<b>55.6% (5)</b>	44.4% (4)	0.0% (0)	0.0% (0)	3.56	9
98. Understand the dynamics of cultural diversity, of competing economic and political systems, and of complex moral and ethical issues;	<b>66.7% (6)</b>	33.3% (3)	0.0% (0)	0.0% (0)	3.67	9
99. Understand the nature of and engage in ethical behavior and responsible citizenship;	<b>66.7% (6)</b>	33.3% (3)	0.0% (0)	0.0% (0)	3.67	9
<b>answered question</b>						<b>9</b>
<b>skipped question</b>						<b>1</b>

**38. Questions 93-102 The University has formulated ten desired "Characteristics of the Murray State University Graduate." Please indicate how effective your MSU experience was in enhancing your abilities in each area.**

100. Understand the importance of the behaviors necessary to maintain a healthy lifestyle;	<b>44.4% (4)</b>	33.3% (3)	22.2% (2)	0.0% (0)	3.22	9
101. Demonstrate mastery of a chosen field of study;	<b>66.7% (6)</b>	33.3% (3)	0.0% (0)	0.0% (0)	3.67	9
102. Value intellectual pursuit and continuous learning in a changing world.	<b>62.5% (5)</b>	37.5% (3)	0.0% (0)	0.0% (0)	3.63	8
<b>answered question</b>						<b>9</b>
<b>skipped question</b>						<b>1</b>

### 39. 103. What do you expect to do after you graduate?

		Response Percent	Response Count
I am unsure of my immediate plans.		11.1%	1
<b>I will look for a job.</b>		<b>66.7%</b>	<b>6</b>
I will continue working in the position I now have.		11.1%	1
I will work at a position I recently accepted.		0.0%	0
I will do additional undergraduate work.		0.0%	0
I will go to graduate school.		11.1%	1
I will go to law school.		0.0%	0
I will go to medical school.		0.0%	0
I will go to other professional school.		0.0%	0
I will not work or attend school.		0.0%	0
		<b>answered question</b>	<b>9</b>
		<b>skipped question</b>	<b>1</b>







### 39. 103. What do you expect to do after you graduate?





answered question 9

skipped question 1

### 40. 104. If you are already employed, how closely related is your job to your field of study?

		Response Percent	Response Count
Extremely close		0.0%	0
Somewhat close		22.2%	2
Somewhat different		11.1%	1
Extremely different		22.2%	2
I cannot determine		0.0%	0
<b>Does not apply</b>		<b>44.4%</b>	<b>4</b>
		<b>answered question</b>	<b>9</b>
		<b>skipped question</b>	<b>1</b>





### 41. 105. If you intend to work full-time, what do you expect your salary to be?

		Response Percent	Response Count
Above \$75,000		0.0%	0
\$65,000 - \$75,000		0.0%	0
\$55,000 - \$64,999		0.0%	0
<b>\$45,000 - \$54,999</b>		<b>33.3%</b>	<b>3</b>
<b>\$35,000 - \$44,999</b>		<b>33.3%</b>	<b>3</b>
\$25,000 - \$34,999		0.0%	0
Below \$25,000		22.2%	2
Does not apply		11.1%	1
<b>answered question</b>			<b>9</b>
<b>skipped question</b>			<b>1</b>




**41. 105. If you intend to work full-time, what do you expect your salary to be?**

answered question	9
skipped question	1

**42. 106. If you intend to continue your education, please indicate which statement best describes the institution you will attend.**

		Response Percent	Response Count
Murray State University		11.1%	1
University/College in Kentucky		33.3%	3
University/College outside Kentucky		11.1%	1
Does not apply		44.4%	4
		answered question	9
		skipped question	1

**43. 107. "I would recommend Murray State University to a prospective student."**

		Response Percent	Response Count
Strongly agree		44.4%	4
Agree		44.4%	4
Disagree		11.1%	1
Strongly disagree		0.0%	0
		answered question	9
		skipped question	1