




# Fact Book 2018 - 2019



## Mission Statement

Murray State University places our highest priority on student learning and excellent teaching, blending the range of educational opportunities often experienced at research institutions with the nurturing student-teacher interactions usually found at smaller universities. We offer relevant undergraduate and graduate degree programs with core studies in the liberal arts and sciences, leading to degrees from certificates to advanced practice doctorates that prepare students for success. Through effective and creative teaching, the opportunity to apply knowledge and skills to real-world situations, and academic and student support services, our quality faculty and staff foster student growth in knowledge, critical inquiry, and innovative thinking. As a public comprehensive university dedicated to diversity, global awareness, and intellectual curiosity, we actively engage students, faculty, staff, and the community in collaborative scholarship, creative activity, and research. We invest in our communities through thoughtful public service in our 18-county service region and beyond. Our uniqueness arises from our combination of academic excellence, welcoming atmosphere, and dedication to student success through mentored, real-world learning opportunities in an open-minded and supportive learning environment.

## Board of Regents

- Susan Guess - Chair
- Lisa Rudolph - Vice Chair
- J.T. Payne - Student Regent
- Katherine Farmer– Faculty Regent
- Phil Schooley - Staff Regent
- Dr. Don I. Tharpe - Regent
- Dan Kemp - Regent
- Jerry P. Rhoads - Regent
- Eric Crigler - Regent
- Virginia Gray - Regent
- Sharon Green –Regent

## Senior Leadership

- Robert L. Jackson—President
- Mark Arant- Provost and Vice President for Academic Affairs
- Jackie Dudley - Vice President for Finance and Administrative Services
- Don Robertson - Vice President for Student Affairs



*Dr. Robert L. (Bob) Jackson, President*

# Student Tuition & Fees

## Undergraduate

### The “Racers”

Originally, all of Murray State’s athletic teams were known as the Thoroughbreds, which came from love for thoroughbred racing throughout the Commonwealth of Kentucky. Unfortunately, the lengthy nickname didn’t fit well with newspaper headline writers, so they used shortened versions like T-Breds, ‘Breds, Race Horses and Racers instead. Around the late 1950’s, the shorter moniker of Racers became the generally accepted nickname for Murray State athletic teams.

| <i>Regional</i>  | <i>Part time<br/>1–11 Hours<br/>Per Hour</i> | <i>Full time<br/>12–15 Hours<br/>Flat Rate</i> | <i>15+ Hours<br/>Per Hour</i> |
|--|--|--|-------------------------------|
| <i>KENTUCKY (IN-STATE)</i>   | \$378.50                                     | \$4,542  | \$378.50                      |
| <i>ILLINOIS</i><br><i>Residents of Massac County are eligible for<br/>Kentucky in-state tuition.</i>   | \$757  | \$8,088  | \$674                         |
| <i>INDIANA</i><br><i>Residents of Posey, Vanderburgh and War-<br/>rick counties are eligible for Kentucky in-<br/>state tuition.</i>               | \$757  | \$5,940  | \$495                         |
| <i>TENNESSEE</i><br><i>Residents of Henry, Montgomery, Obion,<br/>Stewart and Weakley counties are eligible<br/>for Kentucky in-state tuition.</i> | \$757  | \$4,800  | \$400                         |
| <i>ALABAMA</i>   | \$757  | \$5,502  | \$458.50                      |
| <i>ARKANSAS</i>  | \$757  | \$4,800  | \$400                         |
| <i>MISSOURI</i>  | \$757  | \$5,274  | \$439.50                      |
| <i>NON-REGIONAL/<br/>NON-KENTUCKY</i>  | \$1,022.50                                   | \$12,270                                       | \$1,022.50                    |



# Student Tuition & Fees

## Housing Rates (per semester)

| Residential Colleges              | Double      | Double As A Private |
|-----------------------------------|-------------|---------------------|
| Franklin and Clark                | \$3,387     | \$4,571             |
| Elizabeth and Hester              | \$2,958     | \$4,146             |
| Hart, White and Regents           | \$2,712     | \$3,902             |
| Springer II and Original Richmond | \$2,467     | \$3,660             |
|                                   | One Bedroom | Two Bedroom         |
| College Courts                    | \$2,385     | \$2,895             |

## Meal Plan Rates (per semester)

| Meal Plans | Cost    | Flex    |
|------------|---------|---------|
| All Access | \$1,883 | \$75    |
| 175 meals  | \$1,873 | \$400   |
| 150 meals  | \$1,807 | \$300   |
| Platinum   | \$1,100 | \$1,200 |
| Copper     | \$950   | \$1,000 |
| Silver     | \$550   | \$550   |
| Bonze      | \$385   | \$385   |

Freshmen and sophomores who are not exempt from housing regulations by virtue of age, military service or other approved exemptions must reside in University housing during the regular semester.

All freshmen and sophomores, unless exempt from University housing, will be assigned the All Access meal plan.

# Student Tuition & Fees

## Graduate

| Regional*          | Online**           |
|--------------------|--------------------|
| \$544/ Credit hour | \$544/ Credit hour |

\*Certain Programs in the College of Education are \$375/ credit hour for Kentucky residents.

\*\*Online tuition cost for both graduate and doctoral levels. Regional doctoral tuition varies by program.

\*\*All online courses will have an additional \$100 per credit hour online course fee.



## Honors College Community

The Honors College is about more than academics. It's about growing the whole student, personally as well as intellectually. It brings you so many opportunities to have fun, get involved and meet likeminded people who will become lifelong friends.

## Student Enrollment (Fall 2018)

Total: 9,466

Full-Time: 6,770

Part-Time: 2,696

Male: 3,720

Female: 5,746

Full-Time Equivalent (FTE): 7,570

## Enrollment by Degree Level (Fall 2018)

Freshman: 1,497

Sophomore: 1,384

Junior: 1,687

Senior: 2,262

Undergraduate, Non-Degree: 172

Auditor: 12

High School: 1,054

Post-Bacc Certificate: 6

Post-Bacc, Undergraduate Degree-Seeking: 74

Master's: 990

Post Master's Certificate: 1

Master's Specialist: 50

Graduate Non-Degree: 81

Doctor's Professional Practice: 87

Doctor's Other: 109

### Top 10 KY Counties for In-State Enrollment

1. Calloway: 981

2. McCracken: 633

3. Graves: 474

4. Marshall: 388

5. Christian: 374

6. Jefferson: 358

7. Hopkins: 274

8. Daviess: 215

9. Trigg: 188

10. Henderson: 177

### Student Origins

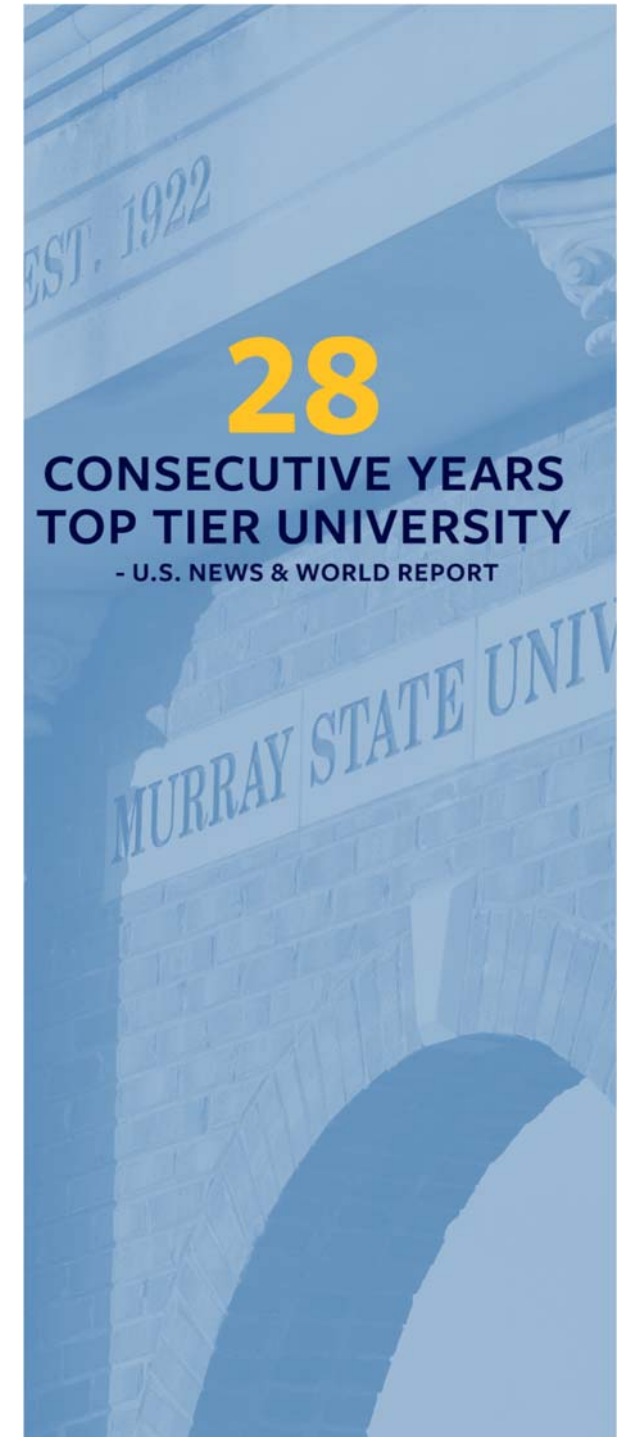
Countries: 46

U.S. States/Territories: 45

Kentucky Counties: 109

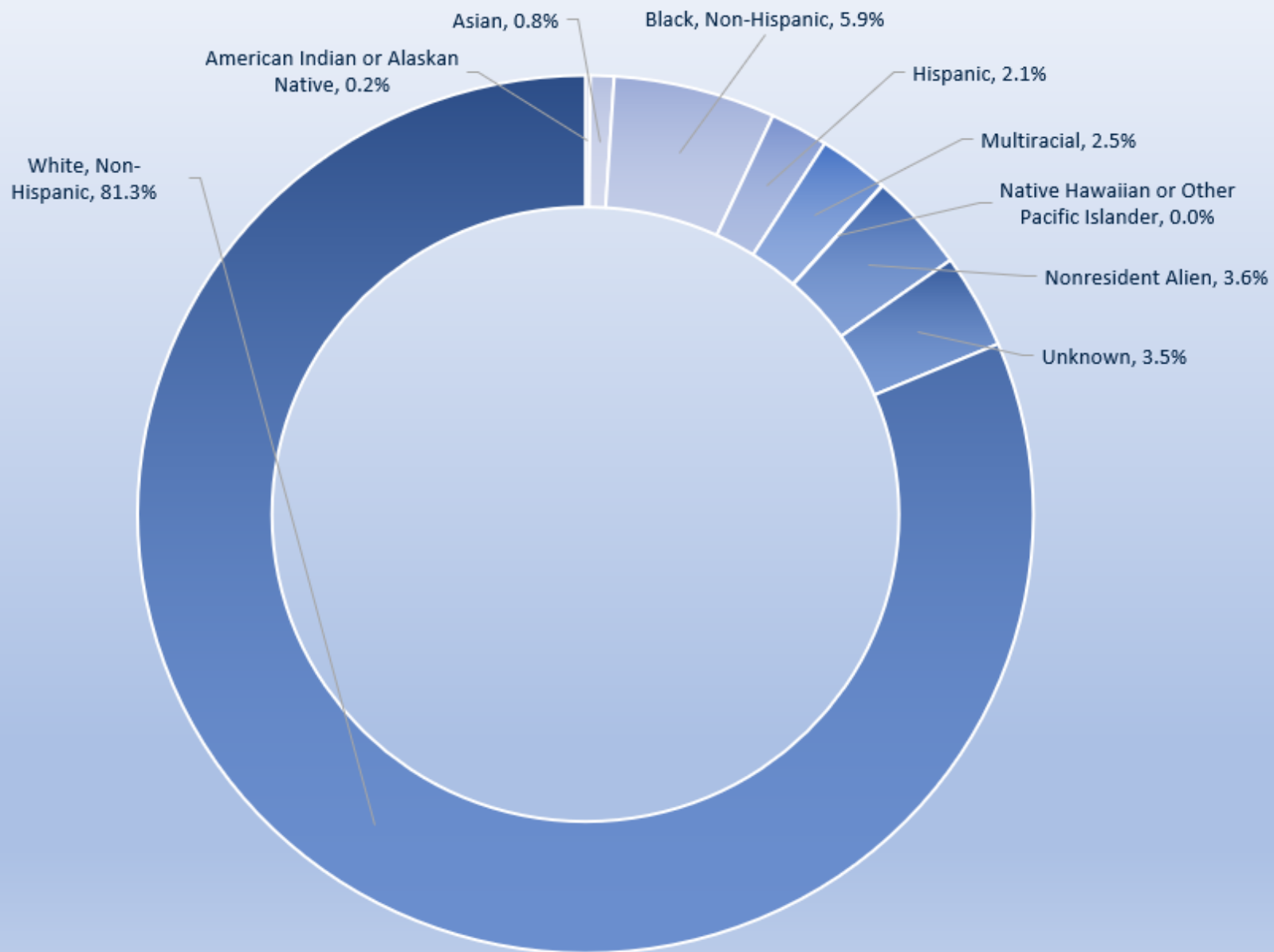
In-State: 6,515

Out-of-State/International 2,951





## Total Enrollment by Race/Ethnicity Fall 2018





### Murray State Shoe Tree

[To view more of Murray's campus traditions click here.](#)

## Graduation Rate

Six-Year Graduation Rate for First-Time, Full-Time, Baccalaureate Degree-Seeking Students Entering Fall 2012: **56%**

## Retention Rate

First-Year Retention Rate for First-Time, Full-Time, Baccalaureate Degree-Seeking Students Entering Fall 2017: **76.4%**

## Average ACT

Average ACT of First-Time, Full-Time, Baccalaureate Degree-Seeking Students Entering Fall 2018: **24.2**

## Degrees/Credentials Conferred (AY 2017-2018)

Certificate/Diploma (less than 1 academic year): 9

Associate's: 26

Bachelor's: 1,701

Master's: 561


Doctor's Degree - Professional Practice: 28

Doctor's Degree - Other: 16

Total: 2,300 students earning 2,318 degrees

15:1 

STUDENT TO  
FACULTY RATIO







## Total Degrees By College

Hutson School of Agriculture: 235

Arthur J. Bauernfeind College of Business: 510

College of Education and Human Services: 566

College of Humanities and Fine Arts: 263

School of Nursing and Health Professions: 196

Jesse D. Jones College of Science, Engineering, and Technology: 378

Interdisciplinary: 170





The background image shows a campus event. A large mascot wearing a basketball jersey with "MURRAY 50 STATE" is being held up by students. Two cheerleaders in "RACERS" uniforms are also visible. Above them, several signs are hanging from a structure, including "#WhatATime ToBeAn AGD", "#SigmaAlpha", "#SIGMAPI", "#PIKEDads", "#HITTINGhe a with AGD", "#asa", "#AlphaSig", and "#Cl".

## Student Life

First-Time Freshman Living on Campus: **78%**

Student Organizations: **181**

Greek Fraternities and Sororities: **24**

Students in Fraternities and Sororities: **16%**

Intramural Teams & Sports Clubs\*: **21**

## Top Student Organization Participation:

1. Racer Band
2. Student Government Association
3. National Panhellenic Council
4. International Student Organization
5. MSU Student Ambassadors



**#1 IN CAMPUS  
SAFETY INITIATIVES**  
- SAFE CAMPUS

## Career Services

- Hosted 1,053 individual appointments in 2018-2019
- Gave 144 different presentations, touching 2482 attendees
- Hosted 10 different career fairs, welcoming 363 employers and 1897 attendees
- 4,291 employers have connected with Murray State via Handshake
- 3,828 postings are currently available in Murray States' Handshake system (~20% are internships)
- 83 students have left reviews of companies on Handshake
- Net Promoter Score: (Clients were asked on a 1-10 scale how likely they would recommend Career Services to their friends): 9.4





## International Students

### Top Sending Countries (Outside of U.S.)

1. Saudi Arabia - 91
2. Belize - 30
3. China - 30
4. India - 30
5. Republic of Korea - 23

### Enrollment by Level

Undergraduate: 229 (184 Degree-Seeking)

Graduate: 114

First-Time Freshmen: 10

First-Time Transfer: 20

First-Time Graduates: 46



**#2**   
**BEST COLLEGE FOOD  
IN KENTUCKY**

## Rank and Tenure

|                     | Tenured | On Tenure Track | Not on Tenure Track | Total |
|---------------------|---------|-----------------|---------------------|-------|
| Professor           | 84      | 1               | 1                   | 86    |
| Associate Professor | 103     | 5               |                     | 108   |
| Assistant Professor | 7       | 142             | 10                  | 159   |
| Lecturer/Instructor |         | 1               | 89                  | 90    |
| No Rank             |         |                 | 1                   | 1     |
| Total               | 194     | 149             | 101                 | 444   |



## Personnel (Fall 2018)

| Faculty             | Total | Full-Time | Part-Time | Male | Female |
|---------------------|-------|-----------|-----------|------|--------|
| Professor           | 90    | 86        | 4         | 62   | 28     |
| Associate Professor | 109   | 108       | 1         | 67   | 42     |
| Assistant Professor | 161   | 159       | 2         | 75   | 86     |
| Lecturer/Instructor | 91    | 90        | 1         | 39   | 52     |
| No Rank             | 127   | 1         | 126       | 45   | 82     |
| Total               | 578   | 444       | 134       | 288  | 290    |

| Staff | Total | Full-Time | Part-Time | Male | Female |
|-------|-------|-----------|-----------|------|--------|
|       | 918   | 822       | 96        | 378  | 540    |

| Faculty<br>Full/Part-Time | Nonresident Alien | Hispanic/Latino | American Indian or Alaskan Native | Asian | Black or African American | White | Two or More Races |
|---------------------------|-------------------|-----------------|-----------------------------------|-------|---------------------------|-------|-------------------|
| Professor                 | 6                 |                 | 2                                 | 7     | 3                         | 69    | 3                 |
| Associate Professor       | 8                 | 1               |                                   | 12    | 4                         | 84    |                   |
| Assistant Professor       | 20                | 3               |                                   | 7     | 4                         | 123   | 4                 |
| Lecturer/Instructor       | 3                 |                 |                                   | 1     | 5                         | 81    | 1                 |
| No Rank                   | 3                 | 1               | 2                                 | 1     | 4                         | 116   |                   |
| Total                     | 40                | 5               | 4                                 | 28    | 20                        | 473   | 8                 |

| Staff<br>Full/Part-Time | Nonresident Alien | Hispanic/Latino | American Indian or Alaskan Native | Asian | Black or African American | White | Two or More Races |
|-------------------------|-------------------|-----------------|-----------------------------------|-------|---------------------------|-------|-------------------|
|                         | 6                 | 5               | 4                                 | 9     | 57                        | 824   | 13                |

## Murray State Alumni

18 County Service Region: 28,038

All of KY: 39,141

All of U.S.: 73,695

Top 10 U.S. States:

1. Kentucky: 39,141
2. Tennessee: 8,050
3. Illinois: 4,965
4. Indiana: 2,638
5. Missouri: 2,471
6. Florida: 2,328
7. Texas: 1,665
8. Georgia: 1,247
9. Ohio: 926
10. Alabama: 909

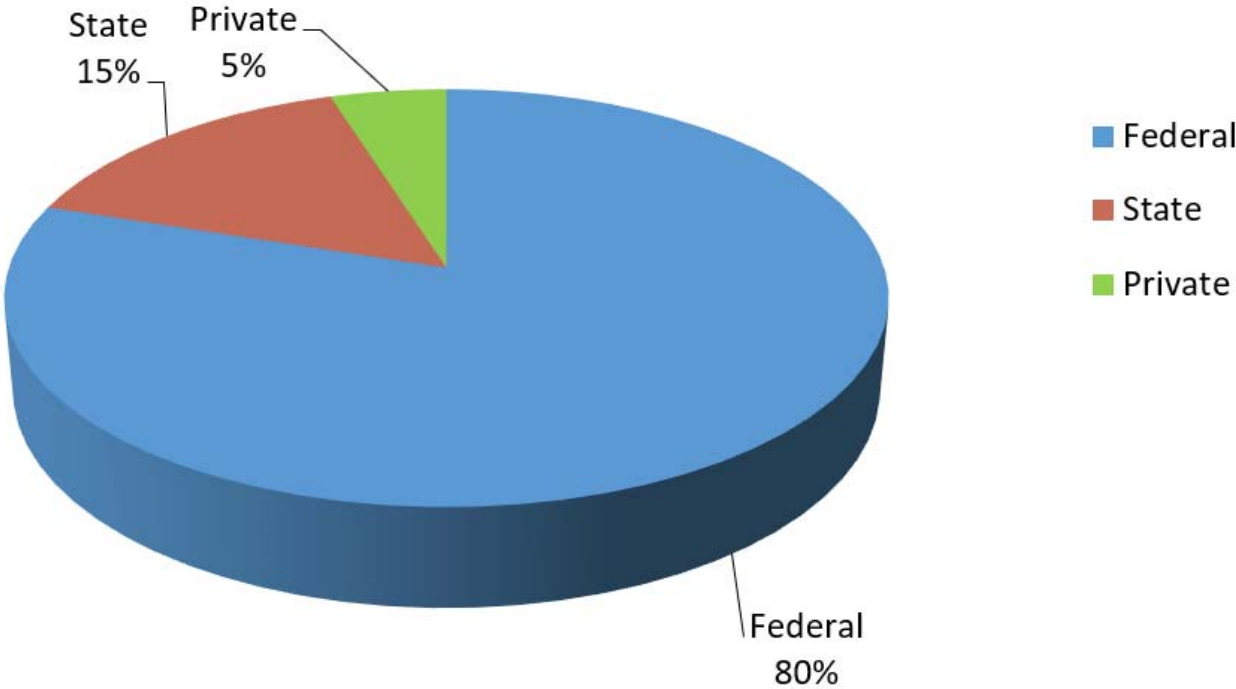
### MSU Alumni Mission

The Murray State University Alumni Association connects, celebrates, and engages alumni and friends of Murray State through communication, activities and events to foster lifelong relationships that support the mission and strategic plan of the university.

# Grant Awards by Type

|                   |              |      |  |         |              |     |
|-------------------|--------------|------|--|---------|--------------|-----|
| Federal Flow Thru | 3,752,482.36 | 40%  |  | Federal | 7,422,285.36 | 80% |
| Federal           | 3,669,803.00 | 40%  |  | State   | 1,403,636.92 | 15% |
| Private           | 453,543.81   | 5%   |  | Private | 453,543.81   | 5%  |
| State             | 1,403,636.92 | 15%  |  |         |              |     |
| TOTAL             | 9,279,466.09 | 100% |  |         | 9,279,466.09 |     |

**Grant Awards From 07/01/17-06/30/18  
By Funding Type**

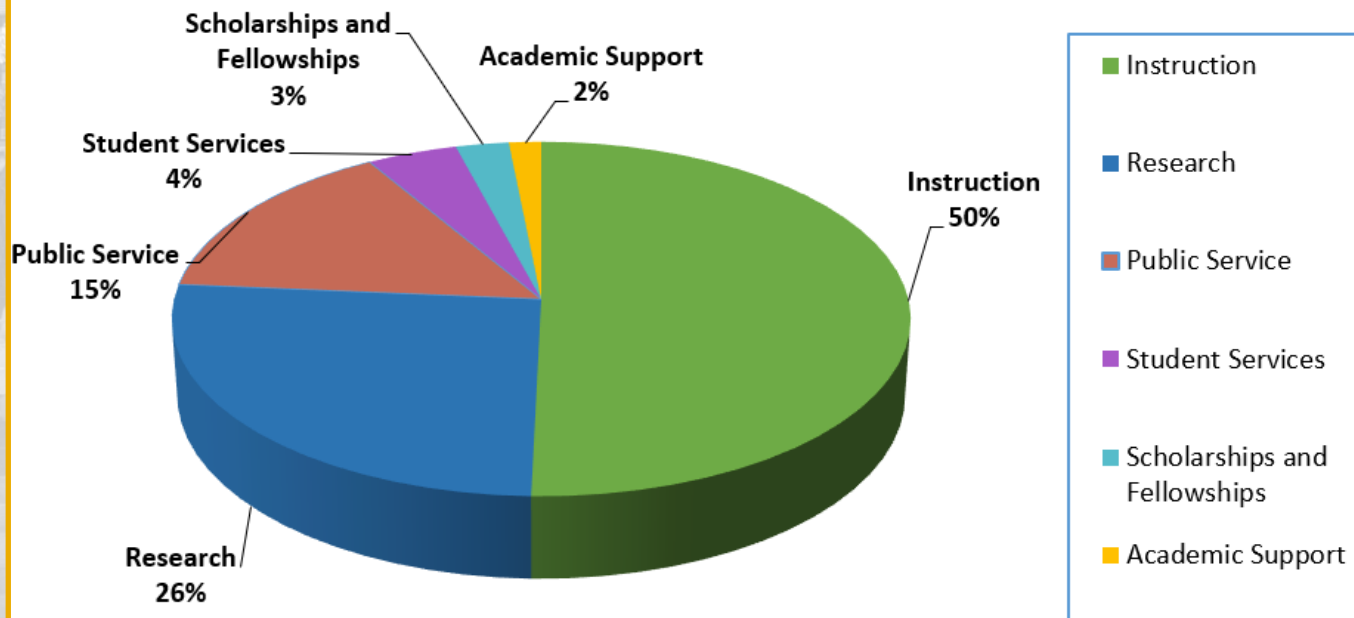




## Grant Awards by Category

|                              |              |      |
|------------------------------|--------------|------|
| Instruction                  | 4,768,593.81 | 50%  |
| Research                     | 2,409,339.86 | 26%  |
| Public Service               | 1,399,148.00 | 15%  |
| Student Services             | 316,753.92   | 4%   |
| Scholarships and Fellowships | 240,130.50   | 3%   |
| Academic Support             | 145,500.00   | 2%   |
|                              | 9,279,466.09 | 100% |

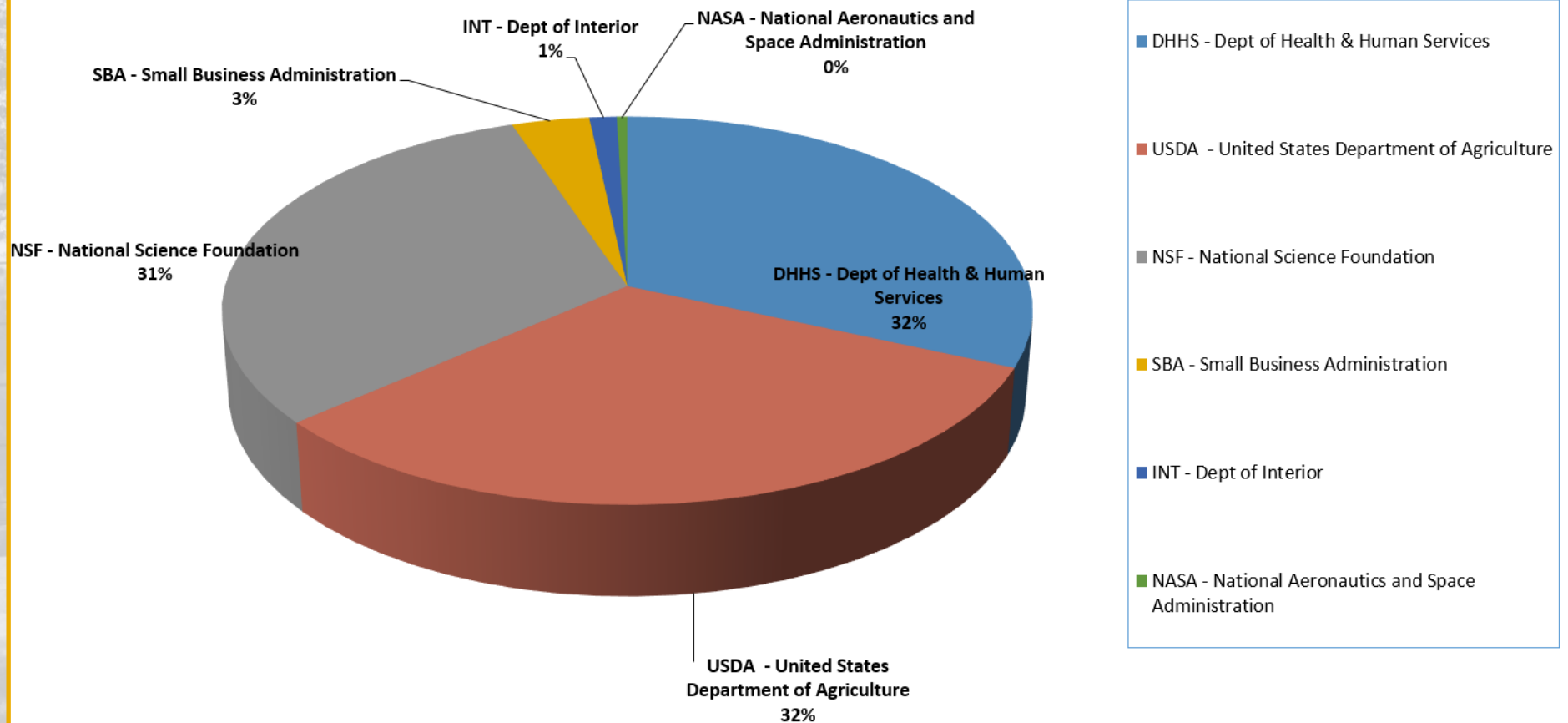
### Grant Awards From 07/01/17-06/30/18 By PSC Code



## Top 10 Federal Awarding Agencies

|             |  |              |      |
|-------------|--|--------------|------|
| OE Total    | OE - U.S. Dept of Education                          | 2,326,247.50 | 46%  |
| DHHS Total  | DHHS - Dept of Health & Human Services               | 1,612,750.00 | 32%  |
| USDA Total  | USDA - United States Department of Agriculture       | 1,630,292.00 | 32%  |
| NSF Total   | NSF - National Science Foundation                    | 1,588,287.00 | 31%  |
| SBA Total   | SBA - Small Business Administration                  | 178,140.00   | 3%   |
| INT Total   | INT - Dept of Interior                               | 62,535.86    | 1%   |
| NASA        | NASA - National Aeronautics and Space Administration | 24,033.00    | 0%   |
| Grand Total |  | 5,096,037.86 | 100% |

### Top 10 Federal Awarding Agencies From 07/01/17-06/30/18



# CONTACTS & PHONE NUMBERS

---

Admissions, First-Time Freshmen:

270.809.3741

Admissions, Transfer Students:

270.809.3350

Admissions, Graduate Students:

270.809.3779

Admissions, International Students:

270.809.6274

Athletic Ticket Office:

270.809.3000

Housing and Residence Life:

270.809.2310

Institutional Effectiveness

270.809.2491

Registrar's Office

270.809.530

Financial Aid

270.809.2546

Waterfield Library

270.809.2053

Police Department

270.809.2222

