




Fact Book 2019-2020



Mission Statement

<https://www.murraystate.edu/Info/quickfacts.aspx>

Murray State University places our highest priority on student learning and excellent teaching, blending the range of educational opportunities often experienced at research institutions with the nurturing student-teacher interactions usually found at smaller universities. We offer relevant undergraduate and graduate degree programs with core studies in the liberal arts and sciences, leading to degrees from certificates to advanced practice doctorates that prepare students for success. Through effective and creative teaching, the opportunity to apply knowledge and skills to real-world situations, and academic and student support services, our quality faculty and staff foster student growth in knowledge, critical inquiry, and innovative thinking. As a public comprehensive university dedicated to diversity, global awareness, and intellectual curiosity, we actively engage students, faculty, staff, and the community in collaborative scholarship, creative activity, and research. We invest in our communities through thoughtful public service in our 18-county service region and beyond. Our uniqueness arises from our combination of academic excellence, welcoming atmosphere, and dedication to student success through mentored, real-world learning opportunities in an open-minded and supportive learning environment.

Board of Regents

- J. Daniel Kemp—Chair
- Jerry Rhoads— Vice Chair
- Trey Book—Student Regent
- Eric Crigler—Regent
- Virginia Gray—Regent
- Sharon Green—Regent
- Leon Owens—Regent
- Lisa Rudolph—Regent
- Phil Schooley—Staff Regent
- Dr. Melony Shemberger—
Faculty Regent

Senior Leadership

- Robert L. Jackson—President
- Tim Todd—Provost and Vice
President for Academic
Affairs
- Jackie Dudley—Vice Presi-
dent for Finance and Admin-
istrative Services
- Don Robertson—Vice Presi-
dent for Student Affairs and
Enrollment Management



Dr. Robert L (Bob) Jackson, Presi-

Student Tuition & Fees (per Semester)

Undergraduate

<i>Regional</i>	<i>Part time 1 –11 Hours Per Hour</i>	<i>Full time 12—15 Hours Flat Rate</i>	<i>15+ Hours Per Hour</i>
KENTUCKY (IN-STATE)	\$382	\$4,584	\$382
ILLINOIS <i>Residents of Massac County are eligible for Kentucky in-state tuition.</i>	\$764.50	\$8,166	\$680.50
INDIANA <i>Residents of Posey, Vanderburgh and Warrick counties are eligible for Kentucky</i>	\$764.50	\$6,000	\$500
TENNESSEE <i>Residents of Henry, Montgomery, Obion, Stewart and Weakley counties are eligi- ble for Kentucky in-state tuition.</i>	\$764.50	\$4,848	\$404
ALABAMA	\$764.50	\$5, 556	\$463
ARKANSAS	\$764.50	\$4,848	\$404
MISSOURI	\$764.50	\$5,328	\$444
NON-REGIONAL/	\$1,033	\$12,396	\$1,033

The “Racers”

Originally, all of Murray State's athletic teams were known as the Thoroughbreds, which came from love for thoroughbred racing throughout the Commonwealth of Kentucky. Unfortunately, the lengthy nickname didn't fit well with newspaper headline writers, so they used shortened versions like T-Breds, 'Breds, Race Horses and Racers instead. Around the late 1950's, the shorter moniker of Racers became the generally accepted nickname for Murray

Housing and Meal Plan Rates

Housing Rates (per semester)

Residential Colleges	Double	Double As A
Franklin , Clark, and JH Rich-	\$3,445	\$4,652
Elizabeth and Hester	\$3,007	\$4,219
White and Regents	\$2,702	\$3,892
Springer II	\$2,457	\$3,650
Hart	\$2,755	\$3,970
	One Bedroom	Two Bedroom
College Courts	\$2,435	\$2,950

Meal Plan Rates (per semester)

Meal Plans	Cost	Flex
All Access	\$1,930	\$75
All Access Premium	\$2,036	\$75
175 Block	\$1,912	\$400
8 Meals per Week	\$1,807	\$500

Freshmen and sophomores who are not exempt from housing regulations by virtue of age, military service or other approved exemptions must reside in University housing during the regular semester.

All freshmen and sophomores, unless exempt from University housing, will be assigned the All Access meal plan.

Student Tuition & Fees

Graduate

Regional*	Online**
\$544/ Credit hour	\$544/ Credit hour

***Certain Programs in the College of Education are \$375/ credit hour for Kentucky residents.**

****Online tuition cost for both graduate and doctoral levels. Regional doctoral tuition varies by program.**

****All online courses will have an additional \$50 per credit hour online course fee.**



Honors College Community

The Honors College is about more than academics. It's about growing the whole student, personally as well as intellectually. It brings you so many opportunities to have fun, get involved and meet likeminded people who will become lifelong friends.

Student Enrollment (Fall 2019)

Total: **9,569**

Full-Time: **6,718**

Part-Time: **2,851**

Male: **3,606**

Female: **5,963**

Full-Time Equivalent (FTE): **7,487**

Enrollment by Degree Level (Fall 2019)

First-Time Freshmen: **1,421**

Freshman: **1,549**

Sophomore: **1,360**

Junior: **1,580**

Senior: **2,307**

Undergraduate, Non-Degree: **152**

Auditor: **13**

High School: **1,191**

Post-Bacc Certificate: **6**

Post-Bacc, Undergraduate Degree-Seeking: **63**

Post Master's Certificate: **5**

Master's Specialist: **55**

Graduate Non-Degree: **82**

Doctor's Professional Practice: **82**

Doctor's Other: **137**

Top 10 KY Counties for In-State Enrollment

Student Origins

Countries: 49

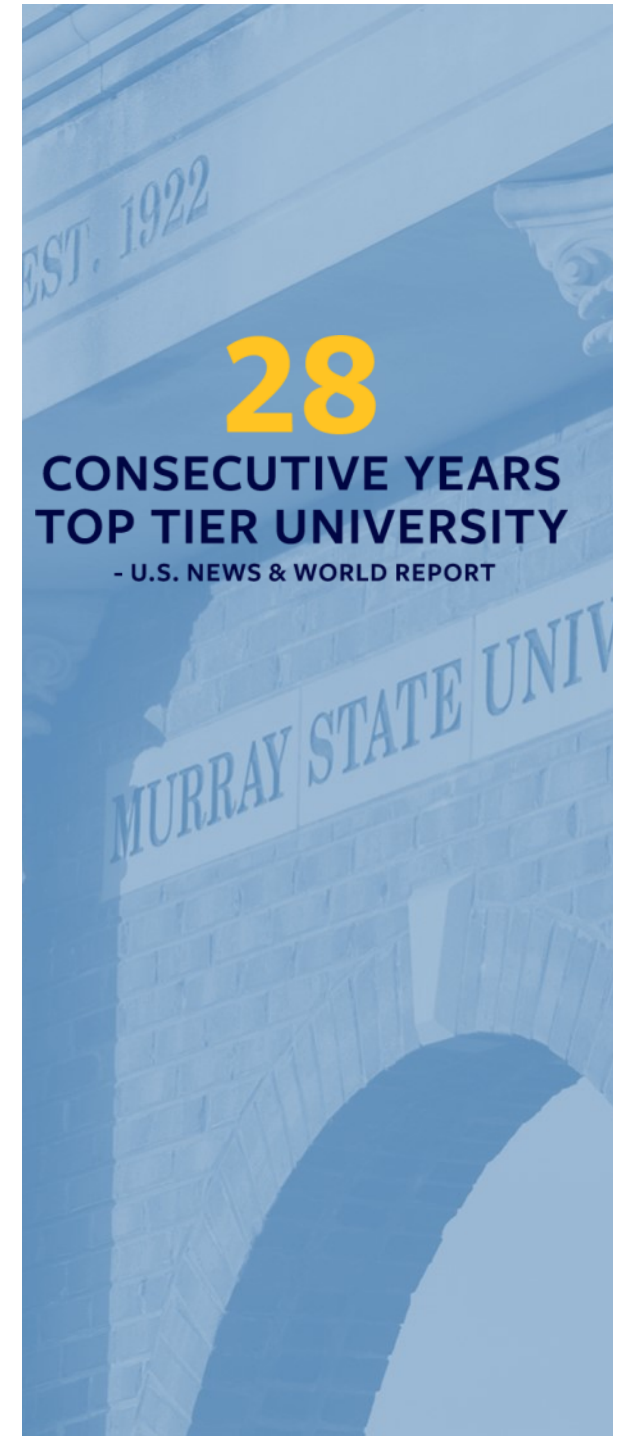
U.S. States/Territories: 45

Kentucky Counties: 112

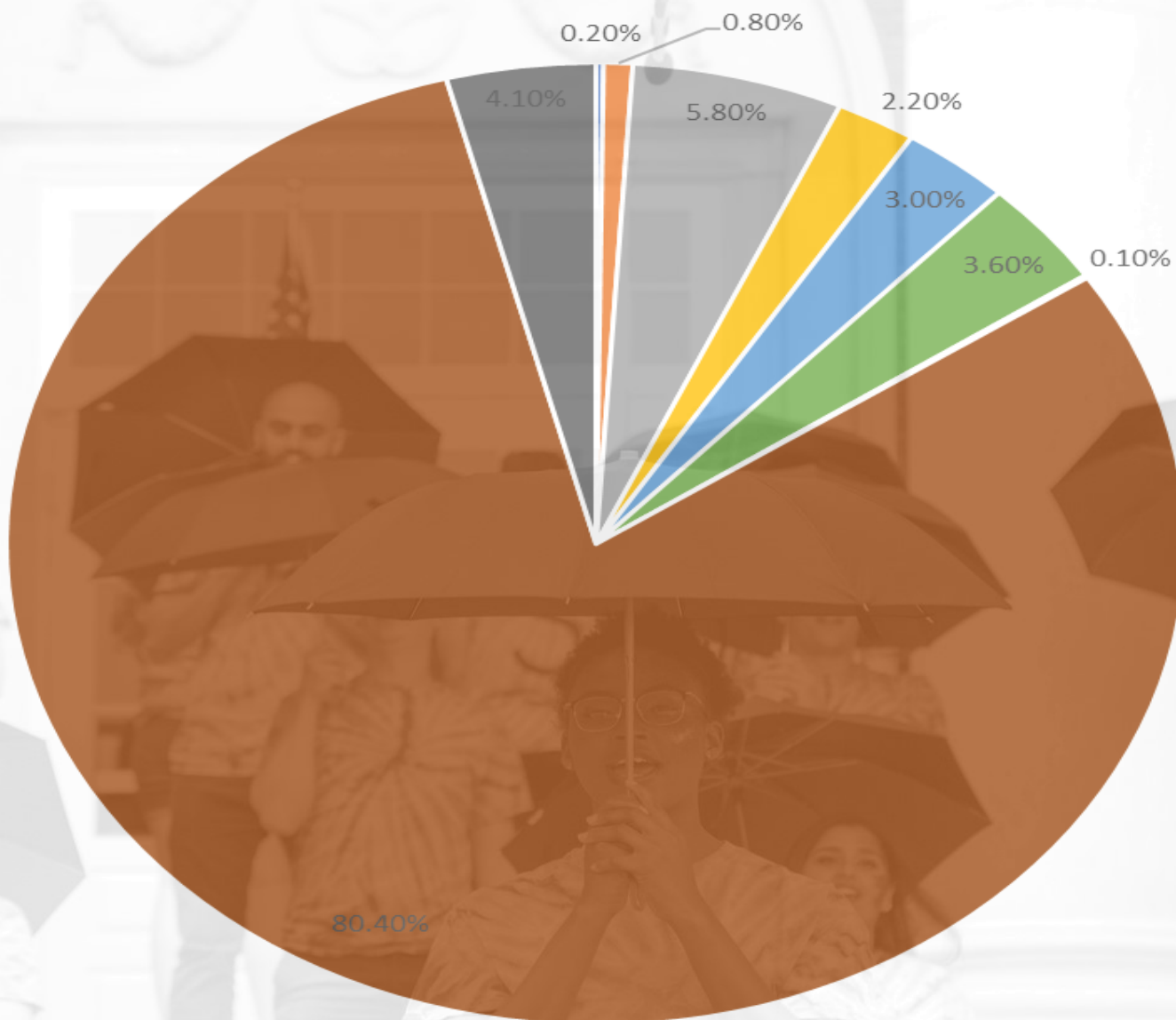
- | | |
|-------------------|-------------------|
| 1. Calloway: 981 | 6. Jefferson: 322 |
| 2. McCracken: 641 | 7. Hopkins: 292 |
| 3. Graves: 458 | 8. Daviess: 255 |
| 4. Marshall: 406 | 9. Henderson: 193 |
| 5. Christian: 355 | 10. Trigg: 183 |

In-State: 6,589

Out-of-State/International 2,980



Total Enrollment by Race / Ethnicity Fall 2019



■ Alaska Native or American Indian

■ Asian

■ Black, Non-Hispanic

■ Hispanic

■ Multiracial

■ Non-resident

■ Native Hawaiian or Other Pacific Islander

■ White, Non-Hispanic

■ Unknown

A photograph of a tree trunk covered in numerous shoes, known as the Murray State Shoe Tree. The image is overlaid with a blue tint. A black lamppost is visible to the right of the tree.

Graduation Rate

Six-Year Graduation Rate for First-Time, Full-Time, Baccalaureate Degree-Seeking Students Entering Fall 2013: **54.5%**

Retention Rate

First-Year Retention Rate for First-Time , Full-Time, Baccalaureate Degree-Seeking Students Entering Fall 2018: **79.3%**

Average ACT

Average ACT of First-Time, Full-Time, Baccalaureate Degree-Seeking Students Entering Fall 2019: **24**

Murray State Shoe Tree

[To view more of Murray's campus traditions click here.](#)



Degrees /Credentials Conferred (AY 2018-2019)

Certificate/Diploma (less than 1 academic year): **25**

Associate's: **14**


Bachelor's: **1,576**


Master's: **422**

Doctor's Degree - Professional Practice: **27**

Doctor's Degree - Other: **21**

Total: **2,062** students earning 2,085 degrees

15:1 
**STUDENT TO
FACULTY RATIO**





Total Degrees By College

Hutson School of Agriculture: **263**

Arthur J. Bauernfeind College of Business: **430**

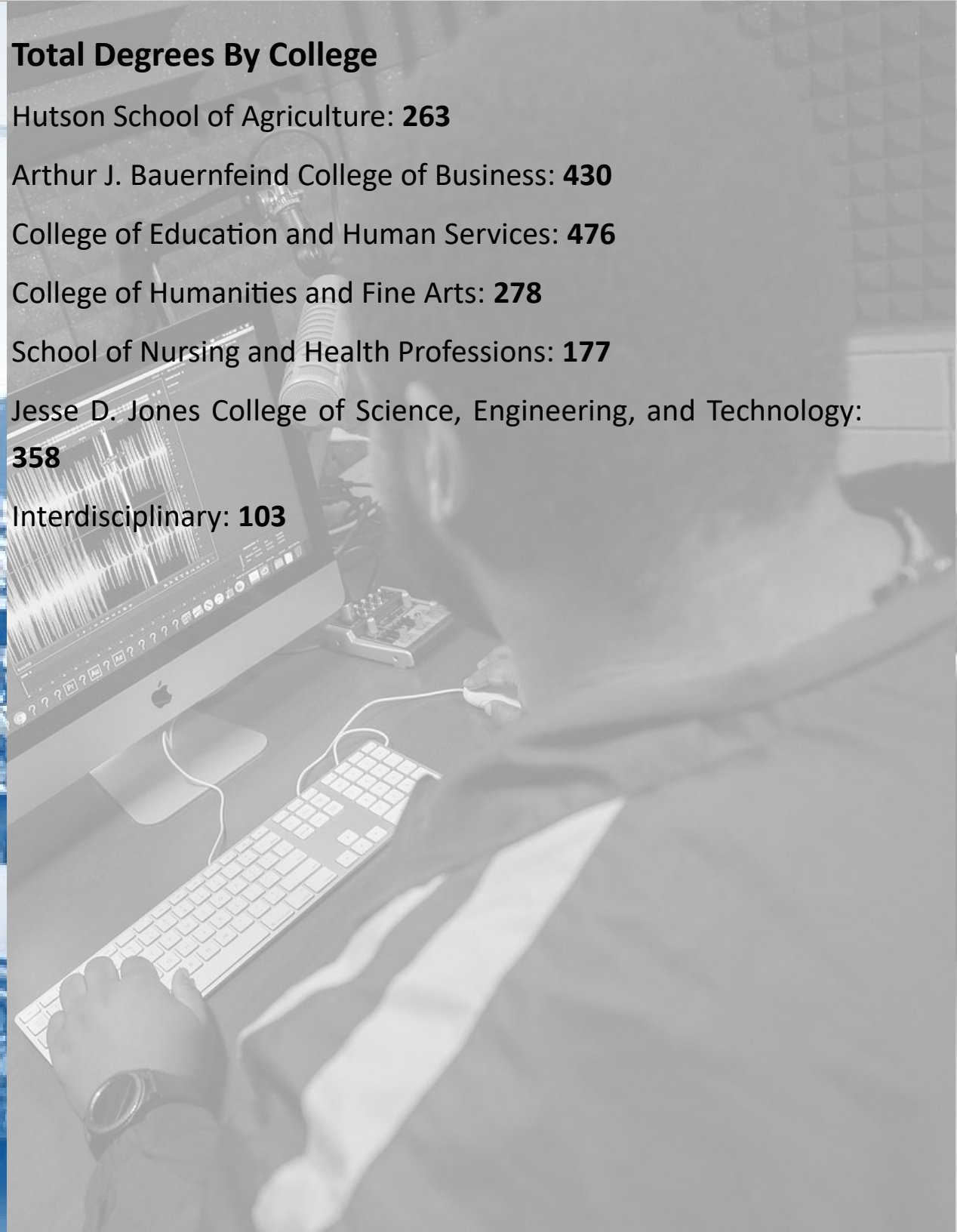
College of Education and Human Services: **476**

College of Humanities and Fine Arts: **278**

School of Nursing and Health Professions: **177**

Jesse D. Jones College of Science, Engineering, and Technology: **358**

Interdisciplinary: **103**



Student Life

First-Time Freshman Living on Campus: **78%**

Student Organizations: **173**

Greek Fraternities and Sororities: **24**

Students in Fraternities and Sororities: **16%**

Intramural Teams & Sports Clubs*: **25**

Top Student Organization Participation:

1. Racer Band
2. Student Government Association
3. National Panhellenic Council
4. International Student Organization
5. MSU Student Ambassadors



**#1 IN CAMPUS
SAFETY INITIATIVES**
- SAFE CAMPUS

Career Services

- Hosted 1,058 individual appointments in 2019-2020
- Gave 84 different presentations, touching 1,290 attendees
- Hosted 9 different career fairs, welcoming 458 employers and 1,894 attendees
- 6,139 employers have connected with Murray State via Handshake
- 4,884 postings are currently available in Murray States' Handshake system (~29% are internships)
- 577 students have left reviews of companies on Handshake
- Net Promoter Score: (Clients were asked on a 1-10 scale how likely they would recommend Career Services to their friends): 9.0





International Students

Top Sending Countries (Outside of U.S.)

1. China—83
2. Saudi Arabia—42
3. Belize—31
4. India—27
5. Republic of Korea—23

Enrollment by Level

Undergraduate: **245 (196 Degree-Seeking)**

Graduate: **100**

First-Time Freshmen: **21**

First-Time Transfer: **72**

First-Time Graduates: **37**



#2 
**BEST COLLEGE FOOD
IN KENTUCKY**

Rank and Tenure

Faculty	Percentage Tenured	Percentage On Tenure Track	Percentage Not on Tenure Track	Total
Professor	95.7%	1.1%	3.2%	93
Associate Professor	95.1%	3.9%	1%	103
Assistant Professor	6.8%	83.6%	9.6%	146
Lecturer/Instructor	0%	0.9%	99.1%	110
No Rank	0%	0%	100%	1
Total	43.5%	28.3%	28.3%	453

Personnel (Fall 2019)

Faculty	Total	Percentage of Full-Time	Percentage of Part-Time	Percentage of Male	Percentage of Female
Professor	93	100%	0	64.5%	35.5%
Associate Profes-	104	99%	1%	59.6%	40.4%
Assistant Professor	148	98.6%	1.4%	45.9%	54.1%
Lecturer/Instructor	114	96.5%	3.5%	40.4%	59.6%
No Rank	112	0.9%	99.1%	36.6%	63.4%
Total	571	79.3%	20.7%	48.5%	51.5%

Staff	Total	Percentage of Full-Time	Percentage of Part-Time	Percentage of Male	Percentage of Female
	826	87.9%	12.1%	40%	60%

Faculty Full/Part-Time	Percentage of Nonresident Alien	Percentage of Hispanic/Latino	Percentage of American Indi- an or Alaskan Native	Percentage of Asian	Percentage of Black or African American	Percentage of White	Percentage of Two or More Races
Professor	6.5%	0%	2.2%	8.6%	3.2%	75.3%	4.3%
Associate Profes-	6.8%	1.0%	0%	10.7%	3.9%	77.7%	0%
Assistant Professor	11.0%	2.7%	0%	4.8%	4.1%	74.7%	2.7%
Lecturer/	3.6%	0%	0%	0%	3.6%	91.8%	0.9%
No Rank	0%	0%	0%	0%	0%	100%	0%
Total	7.3%	1.1%	0.4%	5.7%	3.8%	79.7%	2.0%

Staff Full/Part-Time	Percentage of Nonresident Alien	Percentage of Hispanic/Latino	Percentage of American Indi- an or Alaskan Native	Percentage of Asian	Percentage of Black or African American	Percentage of White	Percentage of Two or More Races
	0.5%	0.4%	0.4%	1.0%	5.0%	92.0%	0.8%



MURRAY STATE Murray State Alumni

18 County Service Region: 28,789

All of KY: 40,282

All of U.S.: 76,215

Top 10 U.S. States:

1. Kentucky: 40,282
2. Tennessee: 8,352
3. Illinois: 5,070
4. Indiana: 2,733
5. Missouri: 2,597
6. Florida: 2,447
7. Texas: 1,742
8. Georgia: 1,318
9. Ohio: 950
10. Alabama: 930



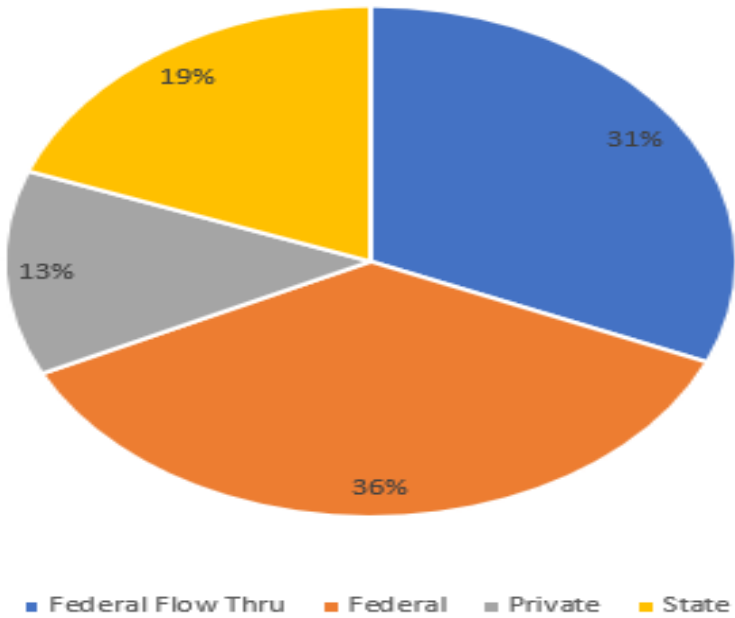
MSU Alumni Mission

The Murray State University Alumni Association connects, celebrates, and engages alumni and friends of Murray State through communication, activities and events to foster lifelong relationships that support the mission and strategic plan of the

Grant Awards by Type

Federal Flow Thru	2,360,933.08	31%		Federal	5,085,774.53	68%
Federal	2,724,841.45	36%		State	1,444,460.52	19%
Private	975,491.00	13%		Private	975,491.00	13%
State	1,444,460.52	19%				
TOTAL	7,505,726.05	100%			9,279,466.09	

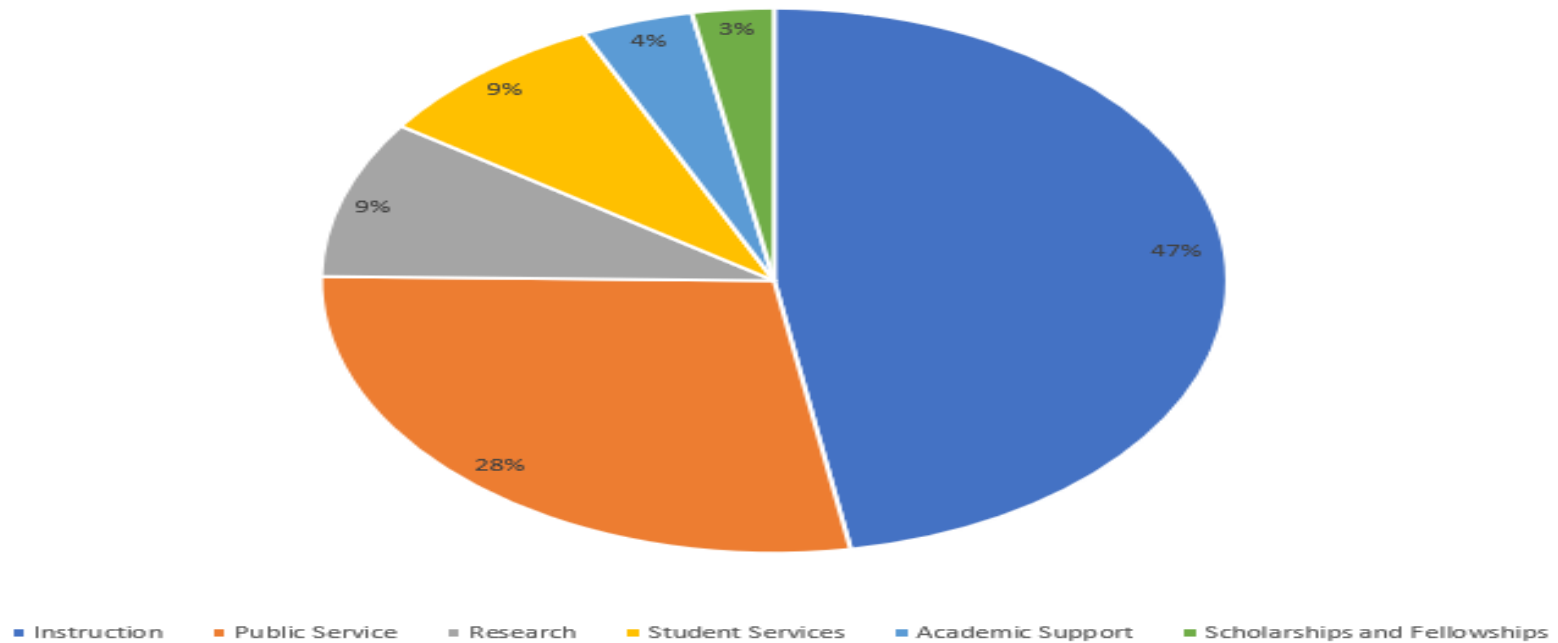
Grant Awards From 07/01/19 - 06/30/20
By Funding Type



Grant Awards by Category

Instruction	3,625,449.67	47%
Public Service	2,097,481.30	28%
Research	702,553.28	9%
Student Services	564,012.00	9%
Academic Support	298,010.00	4%
Scholarships and Fellowships	218,219.80	3%
	7,505,726.05	100%

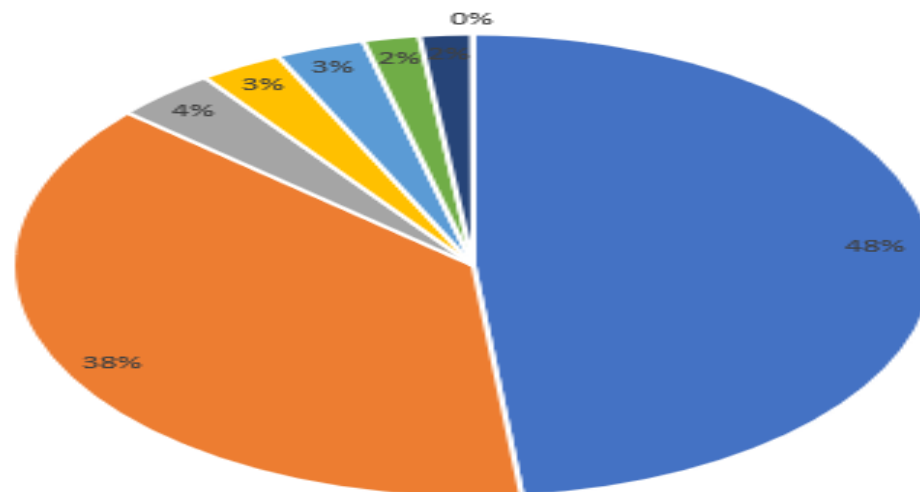
**Grant Awards From 07/01/19-06/30/20
By PSC Code**



Top 10 Federal Awarding Agencies

OE Total	OE—U.S. Dept of Education	2,433,261.80	48%
DHHS Total	DHHS—Dept of Health & Human Services	1,912,334.45	38%
USDA Total	USDA—United States Department of Agriculture	232,789.28	4%
NSF Total	NSF—National Science Foundation	147,455.00	3%
SBA Total	SBA—Small Business Administration	157,500.00	3%
INT Total	INT—Dept of Interior	99,257.00	2%
NASA	NASA—National Aeronautics and Space Administration	92,677.00	2%
NEH	NEH—National Endowment for the Humanities	1,500.00	0%
Grand Total		5,085,774.53	100%

**Top 10 Federal Awarding Agencies From
07/01/19-06/30/20**



- OE - U.S. Dept of Education
- DHHS - Dept of Health & Human Services
- USDA - United States Department of Agriculture
- NSF - National Science Foundation
- SBA - Small Business Administration
- INT - Dept of Interior
- NASA - National Aeronautics and Space Administration
- NEH - National Endowment for the Humanities

CONTACTS & PHONE NUMBERS

Admissions, First-Time Freshmen:

270.809.3741

[https://www.murraystate.edu/admissions/
NewFreshmen.aspx](https://www.murraystate.edu/admissions/NewFreshmen.aspx)

Admissions, Transfer Students:

270.809.3350

[https://www.murraystate.edu/admissions/
transfer/index.aspx](https://www.murraystate.edu/admissions/transfer/index.aspx)

Admissions, Graduate Students:

270.809.3779

[https://www.murraystate.edu/students/
Graduate/index.aspx](https://www.murraystate.edu/students/Graduate/index.aspx)

Admissions, International Students:

270.809.6274

[https://www.murraystate.edu/students/
International/Admissions/index.aspx](https://www.murraystate.edu/students/International/Admissions/index.aspx)

Institutional Effectiveness

270.809.2491

Housing and Residence Life:

270.809.2310

Athletic Ticket Office:

270.809.3000

Registrar's Office

270.809.530

Financial Aid

270.809.2546

Waterfield Library

270.809.2053

Police Department

270.809.2222

