




Fact Book 2020-2021



Mission Statement

<https://www.murraystate.edu/Info/quickfacts.aspx>

Murray State University places our highest priority on student learning and excellent teaching, blending the range of educational opportunities often experienced at research institutions with the nurturing student-teacher interactions usually found at smaller universities. We offer relevant undergraduate and graduate degree programs with core studies in the liberal arts and sciences, leading to degrees from certificates to advanced practice doctorates that prepare students for success. Through effective and creative teaching, the opportunity to apply knowledge and skills to real-world situations, and academic and student support services, our quality faculty and staff foster student growth in knowledge, critical inquiry, and innovative thinking. As a public comprehensive university dedicated to diversity, global awareness, and intellectual curiosity, we actively engage students, faculty, staff, and the community in collaborative scholarship, creative activity, and research. We invest in our communities through thoughtful public service in our 18-county service region and beyond. Our uniqueness arises from our combination of academic excellence, welcoming atmosphere, and dedication to student success through mentored, real-world learning opportunities in an open-minded and supportive learning environment.

Board of Regents

- Jerry P. Rhoads—Chair
- Eric Crigler—Vice Chair
- Virginia Gray - Regent
- Sharon Green -Regent
- Warren Norman—Student Regent
- Leon Owens—Regent
- Lisa Rudolph—Regent
- Phil Schooley - Staff Regent
- Dr. Melony Shemberger—Faculty Regent
- Dr. Don I. Tharpe - Regent

Senior Leadership

- Robert L. Jackson—President
- Tim Todd—Provost and Vice President for Academic Affairs
- Jackie Dudley—Vice President for Finance and Administrative Services
- Don Robertson—Vice President for Student Affairs and Enrollment Management



Dr. Robert L. (Bob) Jackson, President

Student Tuition & Fees (per Semester)

Undergraduate

The “Racers”

Originally, all of Murray State’s athletic teams were known as the Thoroughbreds, which came from love for thoroughbred racing throughout the Commonwealth of Kentucky. Unfortunately, the lengthy nickname didn’t fit well with newspaper headline writers, so they used shortened versions like T-Breds, ‘Breds, Race Horses and Racers instead. Around the late 1950’s, the shorter moniker of Racers became the generally accepted nickname for Murray State athletic teams.

<i>Regional</i>	<i>Part time 1–11 Hours Per Hour</i>	<i>Full time 12–15 Hours Flat Rate</i>	<i>15+ Hours Per Hour</i>
KENTUCKY (IN-STATE)	\$382	\$4,584	\$382
ILLINOIS <i>Residents of Massac County are eligible for Kentucky in-state tuition.</i>	\$764.50	\$8,166	\$680.50
INDIANA <i>Residents of Posey, Vanderburgh and Warrick counties are eligible for Kentucky in-state tuition.</i>	\$764.50	\$6,000	\$500
TENNESSEE <i>Residents of Henry, Montgomery, Obion, Stewart and Weakley counties are eligible for Kentucky in-state tuition.</i>	\$764.50	\$4,848	\$404
ALABAMA	\$764.50	\$5,556	\$463
ARKANSAS	\$764.50	\$4,848	\$404
MISSOURI	\$764.50	\$5,328	\$444
NON-REGIONAL/ NON-KENTUCKY	\$1,033	\$12,396	\$1,033

Housing and Meal Plan Rates (per Semester)

Housing Rates (per semester)

Residential Colleges	Double	Double As A Private
Clark, Franklin, and Richmond	\$3,472	\$4,685
Elizabeth and Hester	\$3,032	\$4,250
White and Regents	\$2,725	\$3,921
Springer II	\$2,480	\$3,678
Hart	\$2,779	\$4,000
	One Bedroom	Two Bedroom
College Courts	\$2,445	\$2,965

Meal Plan Rates (per semester)

Meal Plans	Cost	Flex
All Access	\$1,987	\$75
All Access Premium	\$2,097	\$75
175 Block	\$1,959	\$400
8 Meals Per Week	\$1,846	\$550
Bronze	\$385	\$385
Silver	\$550	\$550
Copper	\$1,000	\$950
Platinum	\$1,200	\$1,100

Freshmen and sophomores who are not exempt from housing regulations by virtue of age, military service or other approved exemptions must reside in University housing during the regular semester.

All freshmen and sophomores, unless exempt from University housing, will be assigned the All Access meal plan.

Student Tuition & Fees

Graduate

Regional*	Online**
\$544/ Credit hour	\$544/ Credit hour

*Certain Programs in the College of Education are \$375/ credit hour for Kentucky residents.

**Online tuition cost for both graduate and doctoral levels. Regional doctoral tuition varies by program.

**All online courses will have an additional \$50 per credit hour online course fee.



Honors College Community

The Honors College is about more than academics. It's about growing the whole student, personally as well as intellectually. It brings you so many opportunities to have fun, get involved and meet likeminded people who will become lifelong friends.

Student Enrollment (Fall 2020)

Total: **9,456**

Full-Time: **6,741**

Part-Time: **2,715**

Male: **3,504**

Female: **5,952**

Full-Time Equivalent (FTE): **7,449**

Enrollment by Degree Level (Fall 2020)

First-Time Freshmen: **1,503**

Freshman: **1,763**

Sophomore: **1,361**

Junior: **1,659**

Senior: **2,198**

Undergraduate, Non-Degree: **34**

Auditor: **7**

High School: **848**

Post-Bacc Certificate: **7**

Post-Bacc, Undergraduate Degree-Seeking: **69**

Master's: **987**

Post Master's Certificate: **2**

Master's Specialist: **59**

Graduate Non-Degree: **93**

Doctor's Professional Practice: **79**

Doctor's Other: **183**

Top 10 KY Counties for In-State Enrollment

Student Origins

Countries: 42

U.S. States/Territories: 48

Kentucky Counties: 111

In-State: 6,252

- | | |
|-------------------|-------------------|
| 1. Calloway: 911 | 6. Jefferson: 276 |
| 2. McCracken: 656 | 7. Hopkins: 267 |
| 3. Graves: 450 | 8. Daviess: 239 |
| 4. Christian: 368 | 9. Henderson: 187 |
| 5. Marshall: 367 | 10. Trigg: 183 |

Out-of-State/International 3,204



Total Enrollment by Race /Ethnity Fall 2020



CPRACE

American Indian or Alaskan Native

Asian

Black, Non-Hispanic

Hispanic

Multiracial

Native Hawaiian or Other Pacific Islander

Nonresident Alien

Unknown

White, Non-Hispanic



Graduation Rate

Six-Year Graduation Rate for First-Time, Full-Time, Baccalaureate Degree-Seeking Students Entering Fall 2014: **53%**

Retention Rate

First-Year Retention Rate for First-Time, Full-Time, Baccalaureate Degree-Seeking Students Entering Fall 2019: **79.3%**

Average ACT

Average ACT of First-Time, Full-Time, Baccalaureate Degree-Seeking Students Entering Fall 2020: **24**

Murray State Shoe Tree

[To view more of Murray's campus traditions click here.](#)



16:1

STUDENT-TO-
FACULTY RATIO

Degrees/Credentials Conferred (AY 2020-2021)

Certificate/Diploma (less than 1 academic year): 13

Associate's: 21

Bachelor's: 1,614

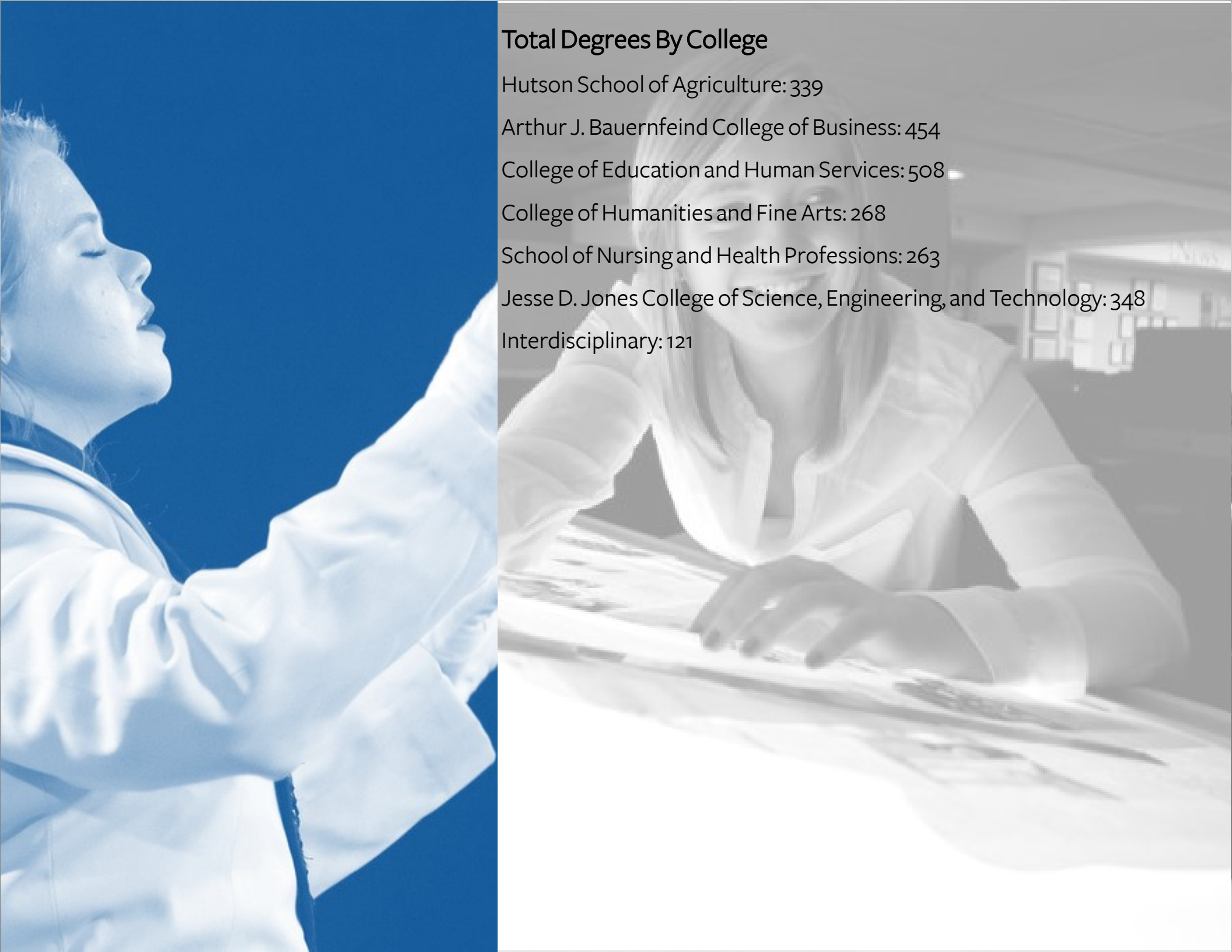
Master's: 433

Doctor's Degree - Professional Practice: 27

Doctor's Degree - Other: 19

Total: 2,127 students earning 145 degrees





Total Degrees By College

Hutson School of Agriculture: 339

Arthur J. Bauernfeind College of Business: 454

College of Education and Human Services: 508

College of Humanities and Fine Arts: 268

School of Nursing and Health Professions: 263

Jesse D. Jones College of Science, Engineering, and Technology: 348

Interdisciplinary: 121

Student Life

First-Time Freshman Living on Campus: **74%**

Student Organizations: **160**

Greek Fraternities and Sororities: **26**

Students in Fraternities and Sororities: **12%**

Intramural Teams & Sports Clubs*: **25**

Top Student Organization Participation:

1. Racer Band
2. Student Government Association
3. National Panhellenic Council
4. International Student Organization
5. MSU Student Ambassadors



Career Services

- Hosted 847 individual appointments in 2020-2021
- Gave 92 different presentations, touching 1,223 attendees
- Hosted 10 different career fairs, welcoming 415 employers and 1,308 attendees
- 1,478 employers have connected with Murray State via Handshake
- 44,645 postings are currently available in Murray States' Handshake system (~30% are internships)
- 55 students have left reviews of companies on Handshake
- Net Promoter Score: (Clients were asked on a 1-10 scale how likely they would recommend Career Services to their friends): 98





International Students

Top Sending Countries (Outside of U.S.)

1. China—230
2. Saudi Arabia—29
3. Belize—21
4. India—20
5. Kuwait—9

Enrollment by Level

Undergraduate: 332 (297 Degree-Seeking)

Graduate: 68

First-Time Freshmen: 30

First-Time Transfer: 149

First-Time Graduates: 12



Rank and Tenure

Faculty	Tenured	On Tenure Track	Not on Tenure Track	Total
Professor	94.8%	1.0%	4.1%	97
Associate Professor	96.6%	2.2%	1.1%	89
Assistant Professor	21.5%	70.3%	8.2%	158
Lecturer/Instructor	6.1%	0%	93.9%	98
No Rank	0%	0%	0%	0
Total	49.3%	25.8%	24.9%	442

Personnel (Fall 2020)

Faculty	Total	Full-Time	Part-Time	Male	Female
Professor	97	100%	0%	67.0%	33.0%
Associate Professor	89	100%	0%	60.7%	39.3%
Assistant Professor	158	100%	0%	46.2%	53.8%
Lecturer/Instructor	102	96.1%	3.9%	42.2%	57.8%
No Rank	77	0%	100%	37.7%	62.3%
Total	523	84.5%	15.5%	50.5%	49.5%

Staff	Total	Full-Time	Part-Time	Male	Female
	773	83.7%	16.3%	36.7%	63.3%

Faculty Full/Part-Time	Percentage of Nonresident Al- ien	Percentage of Hispanic/Latino	Percentage of American Indian or Alaskan Na- tive	Percentage of Asian	Percentage of Black or African American	Percentage of White	Percentage of Two or More Races
Professor	6.2%	0%	3.1%	9.3%	3.1%	75.3%	3.1%
Associate Professor	7.9%	0%	0%	11.2%	4.5%	77.5%	0%
Assistant Professor	8.2%	3.2%	0%	6.3%	4.4%	75.3%	2.5%
Lecturer/Instructor	4.1%	0%	0%	0%	2.8%	92.9%	1.0%
No Rank	0%	0%	0%	0%	0%	100%	0%
Total	6.8%	1.1%	0.7%	6.3%	3.8%	79.6%	1.6%
Staff Full/Part-Time	Percentage of Nonresident Al- ien	Percentage of Hispanic/Latino	Percentage of American Indian or Alaskan Na- tive	Percentage of Asian	Percentage of Black or African American	Percentage of White	Percentage of Two or More Races
	2.5%	0.7%	0.4%	2.9%	4.4%	88.2%	1.0%



Murray State Alumni

18 County Service Region: 29,425

All of KY: 41,191

All of U.S.: 77,694

Top 10 U.S. States:

1. Kentucky: 41,191
2. Tennessee: 8,460
3. Illinois: 5,202
4. Indiana: 2,833
5. Missouri: 2,653
6. Florida: 2,491
7. Texas: 1,767
8. Georgia: 1,348
9. Alabama: 967
10. Ohio: 954



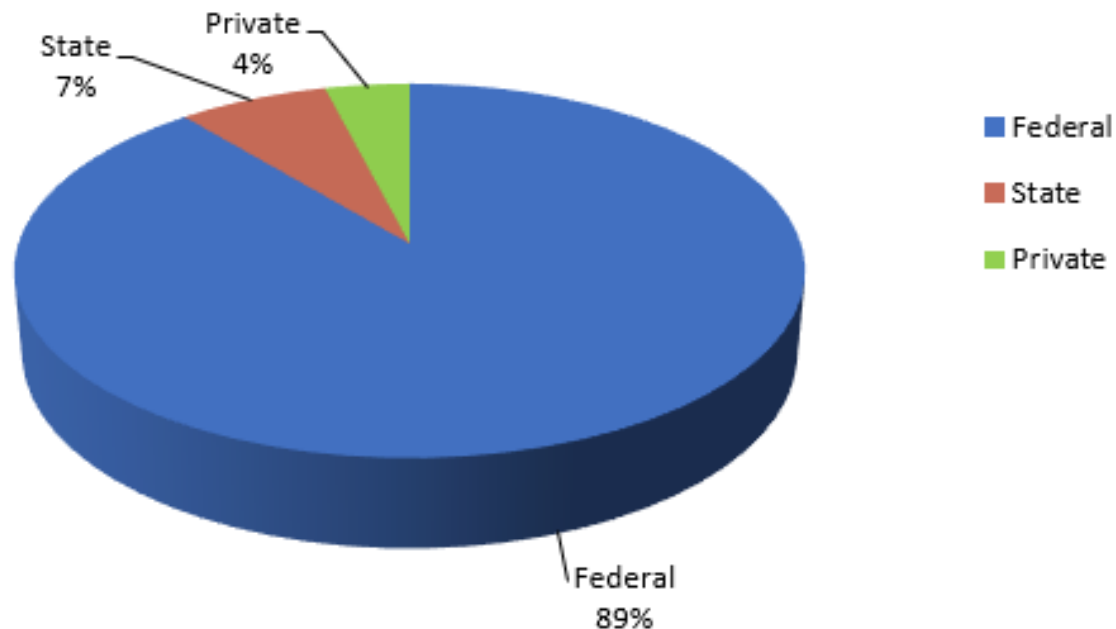
MSU Alumni Mission

The Murray State University Alumni Association connects, celebrates, and engages alumni and friends of Murray State through communication, activities and events to foster lifelong relationships that support the mission and strategic plan of the university.

Grant Awards by Type

Federal Flow	2,631,689.74	18%	Federal	12,864,015.12	89%
Federal	10,232,325.38	71%	State	1,022,533.15	7%
Private	575,258.77	4%	Private	575,258.77	4%
State	1,022,533.15	7%			
TOTAL	14,461,807.04	100%		14,461,807.04	100%

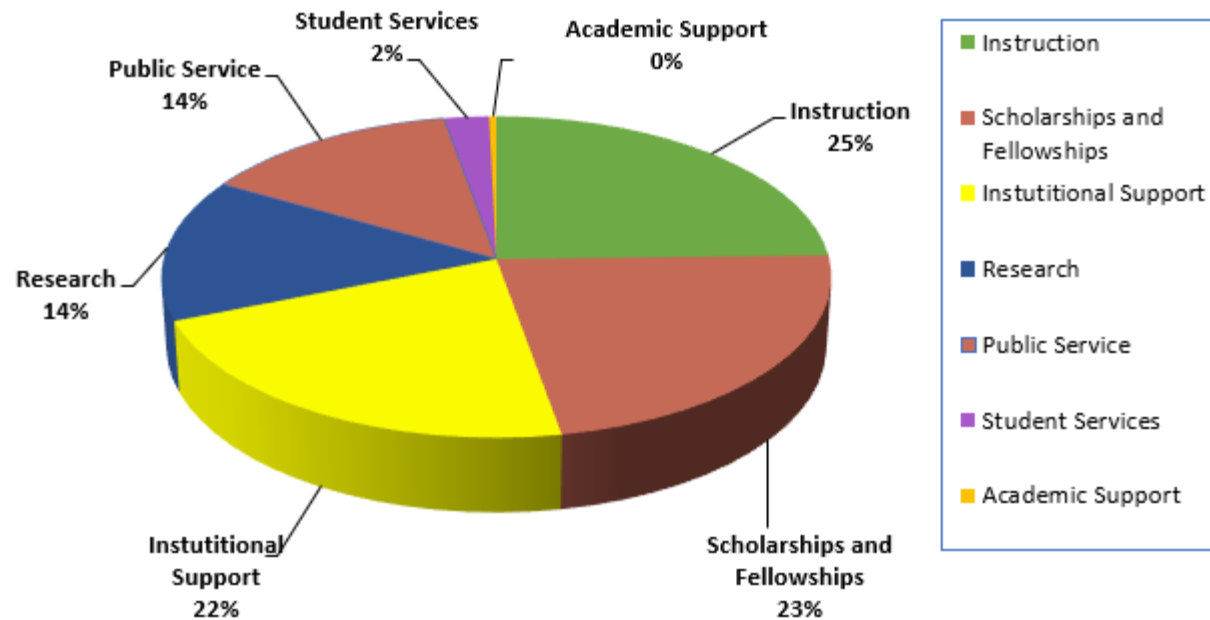
Grant Awards From 07/01/19-06/30/20 By Funding Type



Grant Awards by Category

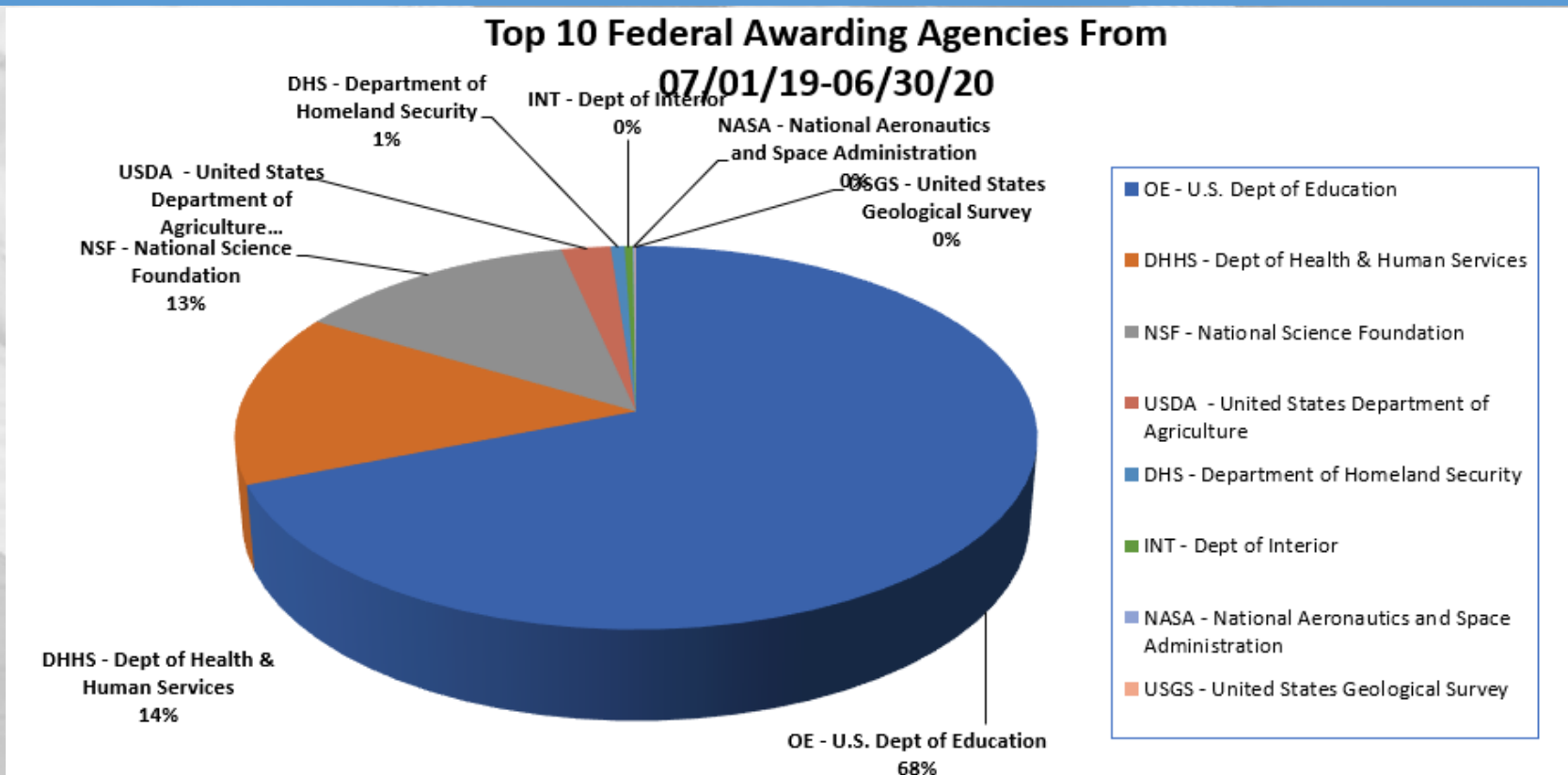
Instruction	3,707,254.08	25%
Public Service	2,015,414.99	14%
Research	2,079,322.00	14%
Student Services	204,002.77	2%
Academic Support	57,000.00	0%
Scholarships and Fellowships	3,263,429.20	23%
	14,461,807.04	100%

**Grant Awards From 07/01/19-06/30/20
By PSC Code**



Top 10 Federal Awarding Agencies

OE Total	OE—U.S. Dept of Education	8,779,195.20	68%
DHHS Total	DHHS—Dept of Health & Human Services	1,858,243.38	14%
USDA Total	NSF—National Science Foundation	1,661,335.00	13%
NSF Total	USDA—United States Department of Agriculture	416,950.00	2%
SBA Total	DHS—Department of Homeland Security	81,080.54	1%
INT Total	INT—Dept of Interior	48,500.00	0%
NASA	NASA—National Aeronautics and Space Administration	13,000.00	0%
NEH	USGS—United States Geological Survey	5,711.00	0%
Grand Total		12,864,015.12	100%



CONTACTS & PHONE NUMBERS

Admissions, First-Time Freshmen:

270.809.3741

[https://www.murraystate.edu/admissions/
NewFreshmen.aspx](https://www.murraystate.edu/admissions/NewFreshmen.aspx)

Admissions, Transfer Students:

270.809.3350

[https://www.murraystate.edu/admissions/transfer/
index.aspx](https://www.murraystate.edu/admissions/transfer/index.aspx)

Admissions, Graduate Students:

270.809.3779

[https://www.murraystate.edu/students/Graduate/
index.aspx](https://www.murraystate.edu/students/Graduate/index.aspx)

Admissions, International Students:

270.809.6274

[https://www.murraystate.edu/students/
International/Admissions/index.aspx](https://www.murraystate.edu/students/International/Admissions/index.aspx)

Institutional Effectiveness

270.809.2491

Housing and Residence Life:

270.809.2310

Athletic Ticket Office:

270.809.3000

Registrar's Office

270.809.530

Financial Aid

270.809.2546

Waterfield Library

270.809.2053

Police Department

270.809.2222

