

## 1. Graduation Date


### Month

	May	August	December	
Please select the month and year that you plan to graduate:	0.0% (0)	0.0% (0)	100.0% (3)	



### Year

	2012	2013	2014	2015	2016	2017	2018	2019	2020	
Please select the month and year that you plan to graduate:	0.0% (0)	100.0% (3)	0.0% (0)	0.0% (0)	0.0% (0)	0.0% (0)	0.0% (0)	0.0% (0)	0.0% (0)	
answered question										3
skipped question										0


## 2. Gender

		Response Percent	Response Count
Female		100.0%	3
Male		0.0%	0
answered question			3
skipped question			0


### 3. Ethnic Background

		Response Percent	Response Count
White		66.7%	2
Black/African-American		0.0%	0
Asian		0.0%	0
Hispanic/Latino		33.3%	1
American Indian/Alaskan Native		0.0%	0
Native Hawaiian/Other Pacific Islander		0.0%	0
Two or more races		0.0%	0
answered question			3
skipped question			0



### 4. Are you a U.S. citizen?

		Response Percent	Response Count
Yes		100.0%	3
No		0.0%	0
answered question			3
skipped question			0



## 5. What is your residency classification at MSU?

		Response Percent	Response Count
In-state		100.0%	3
Out-of-state		0.0%	0
International		0.0%	0
answered question			3
skipped question			0



## 6. Age

		Response Percent	Response Count
24 or younger		66.7%	2
25-34		33.3%	1
35-44		0.0%	0
45 or older		0.0%	0
answered question			3
skipped question			0




## 7. Has either of your parents received a bachelor's degree?

		Response Percent	Response Count
Yes		33.3%	1
No		66.7%	2
answered question			3
skipped question			0





### 8. Has either of your parents received a degree from MSU?

		Response Percent	Response Count
Yes		0.0%	0
No		100.0%	3
answered question			3
skipped question			0


### 9. What was your original entry status to MSU?

		Response Percent	Response Count
Freshman		66.7%	2
Transfer from community college/technical school		33.3%	1
Transfer from 4-yr institution		0.0%	0
answered question			3
skipped question			0


### 10. How many credits were transferred?

		Response Percent	Response Count
12 or fewer		0.0%	0
13-30		0.0%	0
31-60		100.0%	1
Over 60		0.0%	0
answered question			1
skipped question			2










**11. Approximately what percent of your University Studies (general education) classes did you take at MSU?**

		Response Percent	Response Count
Under 25%		0.0%	0
<b>25-49%</b>		<b>100.0%</b>	<b>1</b>
50-74%		0.0%	0
75-100%		0.0%	0
answered question			1
skipped question			2



**12. What has been your attendance status at MSU?**

		Response Percent	Response Count
<b>Primarily full-time</b>		<b>100.0%</b>	<b>3</b>
Primarily part-time		0.0%	0
answered question			3
skipped question			0



### 13. In which Residential College are you a member?

		Response Percent	Response Count
Do not know		0.0%	0
Clark College		0.0%	0
Elizabeth College		0.0%	0
Franklin-Springer Colleges		33.3%	1
<b>Hart College</b>		<b>66.7%</b>	<b>2</b>
Hester College		0.0%	0
Regents College		0.0%	0
Richmond College		0.0%	0
White College		0.0%	0
answered question			<b>3</b>
skipped question			<b>0</b>



### 14. Have you ever received any type of Financial Aid while at MSU? (scholarships, grants, work-study, etc.)

		Response Percent	Response Count
Yes		100.0%	3
No		0.0%	0
answered question			<b>3</b>
skipped question			<b>0</b>


**15. How many years will it take you to complete your degree from the point of your initial enrollment in college (including any time at a previous institution)?**

		Response Percent	Response Count
Two		0.0%	0
Three		0.0%	0
Four		33.3%	1
<b>Five</b>		<b>66.7%</b>	<b>2</b>
Six		0.0%	0
More than six		0.0%	0
answered question			<b>3</b>
skipped question			<b>0</b>

**16. In what range does your grade point average fall?**










		Response Percent	Response Count
Less than 2.00		0.0%	0
2.00-2.50		0.0%	0
2.51-3.00		33.3%	1
<b>3.01-3.50</b>		<b>66.7%</b>	<b>2</b>
3.51-4.00		0.0%	0
answered question			<b>3</b>
skipped question			<b>0</b>

## 17. In which college/school are you completing your degree?





		Response Percent	Response Count
Arthur J. Bauernfeind College of Business		0.0%	0
College of Education		0.0%	0
College of Health Sciences and Human Services		0.0%	0
<b>College of Humanities and Fine Arts</b>		<b>100.0%</b>	<b>3</b>
Jesse D. Jones College of Science, Engineering and Technology		0.0%	0
Hutson School of Agriculture		0.0%	0
School of Nursing		0.0%	0
Center for Continuing Education and Academic Outreach		0.0%	0
I am completing a Certificate Program.		0.0%	0
I am completing an Associate Program.		0.0%	0
<b>answered question</b>			<b>3</b>
<b>skipped question</b>			<b>0</b>





### 18. College of Humanities and Fine Arts: In which department are you completing your major or area?

		Response Percent	Response Count
Art and Design		0.0%	0
English and Philosophy		0.0%	0
Government, Law and International Affairs/Political Science and Sociology		0.0%	0
History		0.0%	0
Liberal Arts		0.0%	0
<b>Modern Languages</b>		<b>100.0%</b>	<b>3</b>
Music		0.0%	0
Psychology		0.0%	0
Theatre		0.0%	0
<b>answered question</b>			<b>3</b>
<b>skipped question</b>			<b>0</b>



### 19. Modern Languages: What is your current primary major?

		Response Percent	Response Count
French		0.0%	0
German		33.3%	1
Japanese		0.0%	0
<b>Spanish</b>		<b>66.7%</b>	<b>2</b>
<b>answered question</b>			<b>3</b>
<b>skipped question</b>			<b>0</b>




## 20. What is the highest degree you eventually hope to receive?

		Response Percent	Response Count
Associate		0.0%	0
Baccalaureate		33.3%	1
<b>Graduate</b>		<b>66.7%</b>	<b>2</b>
Professional		0.0%	0
answered question			<b>3</b>
skipped question			<b>0</b>



## 21. Which best describes your situation?

		Response Percent	Response Count
Did not change major/area		33.3%	1
Did not initially declare major/area		0.0%	0
<b>Changed major/area</b>		<b>66.7%</b>	<b>2</b>
answered question			<b>3</b>
skipped question			<b>0</b>


**22. While school was in session during the past year, how many hours per week, on average, did you work for pay?**

		Response Percent	Response Count
Did not work		0.0%	0
<b>Worked 1-10 hrs</b>		33.3%	1
<b>Worked 11-20 hrs</b>		33.3%	1
<b>Worked 21-30 hrs</b>		33.3%	1
Worked 31-40 hrs		0.0%	0
Worked over 40 hrs		0.0%	0
<b>answered question</b>			<b>3</b>
<b>skipped question</b>			<b>0</b>


**23. For the most part, were classes offered at times convenient to you?**

		Response Percent	Response Count
<b>Yes</b>		66.7%	2
<b>No</b>		33.3%	1
<b>answered question</b>			<b>3</b>
<b>skipped question</b>			<b>0</b>



## 24. What time would you have preferred?

		Response Percent	Response Count
Late afternoon		0.0%	0
Evening		0.0%	0
Weekend		0.0%	0
During the day		100.0%	1
Online		0.0%	0
answered question			1
skipped question			2



## 25. Which best describes the location where you completed the majority of your courses?

		Response Percent	Response Count
Murray		100.0%	3
Paducah		0.0%	0
Ft. Campbell		0.0%	0
Madisonville		0.0%	0
Hopkinsville		0.0%	0
Henderson		0.0%	0
Online		0.0%	0
Other (please specify)		0.0%	0
answered question			3
skipped question			0


## 26. Did you take any online courses while at Murray State?

		Response Percent	Response Count
Yes		100.0%	3
No		0.0%	0
answered question			3
skipped question			0


## 27. Did it take you an extra semester or more to complete degree requirements at Murray State?

		Response Percent	Response Count
Yes		33.3%	1
No		66.7%	2
answered question			3
skipped question			0

## 28. Why did it take you an extra semester or more?

		Response Percent	Response Count
Work obligation limited my enrollment.		0.0%	0
Family obligations limited my enrollment.		0.0%	0
Tuition and other costs of attendance limited my enrollment.		0.0%	0
<b>A decision to change majors added to my requirements.</b>		<b>100.0%</b>	<b>1</b>
A required course or courses were not offered.		0.0%	0
Credits were lost transferring to Murray State.		0.0%	0
Other (please specify)		0.0%	0
answered question			<b>1</b>
skipped question			<b>2</b>



## 29. Did you have trouble getting any course(s) you needed while at Murray State?

		Response Percent	Response Count
Yes		0.0%	0
<b>No</b>		<b>100.0%</b>	<b>3</b>
answered question			<b>3</b>
skipped question			<b>0</b>



### 30. Why did you have trouble getting the course?

		Response Percent	Response Count
The course was not offered the semester I needed it.		0.0%	0
The course was not offered at hours convenient to my work schedule.		0.0%	0
The course was not offered at hours suitable for my school schedule.		0.0%	0
All course sections were closed.		0.0%	0
I was unaware of the prerequisites for the course.		0.0%	0
answered question			0
skipped question			3



### 31. Which statement best describes your experience with off-campus coop/internship?

		Response Percent	Response Count
Cannot judge; I did not have one.		66.7%	2
My experience was very valuable.		0.0%	0
My experience was valuable.		33.3%	1
My experience was of little value.		0.0%	0
My experience was of no value.		0.0%	0
answered question			3
skipped question			0

### 32. Which statement best describes your experience with on-campus faculty-directed research, scholarly, or creative project?

		Response Percent	Response Count
Cannot judge; I did not have one.		0.0%	0
My experience was very valuable.		0.0%	0
<b>My experience was valuable.</b>		<b>66.7%</b>	<b>2</b>
My experience was of little value.		0.0%	0
My experience was of no value.		33.3%	1
answered question			<b>3</b>
skipped question			<b>0</b>

### 33. Which statement best describes your experience with academic advising in your major/area?

		Response Percent	Response Count
Cannot judge; I did not make use of the opportunity.		0.0%	0
<b>I was satisfied with information my adviser provided.</b>		<b>66.7%</b>	<b>2</b>
Advice was inaccurate, incomplete, or misleading.		33.3%	1
My adviser was not available.		0.0%	0
answered question			<b>3</b>
skipped question			<b>0</b>



**Questions 34-48 For each of these items, indicate the extent to which you were satisfied.**

	<b>Very satisfied</b>	<b>Satisfied</b>	<b>Dissatisfied</b>	<b>Very dissatisfied</b>	<b>Rating Average</b>	<b>Rating Count</b>
34. Class size relative to type of course	<b>50.0% (1)</b>	<b>50.0% (1)</b>	0.0% (0)	0.0% (0)	3.50	2
35. Out-of-class availability of faculty	<b>50.0% (1)</b>	<b>50.0% (1)</b>	0.0% (0)	0.0% (0)	3.50	2
36. Effectiveness of your high school preparation for college work	0.0% (0)	<b>50.0% (1)</b>	<b>50.0% (1)</b>	0.0% (0)	2.50	2
37. Fairness of faculty in their treatment of individual students	<b>50.0% (1)</b>	<b>50.0% (1)</b>	0.0% (0)	0.0% (0)	3.50	2
38. Overall quality of instruction at Murray State	<b>100.0% (2)</b>	0.0% (0)	0.0% (0)	0.0% (0)	4.00	2
39. Quality of instruction in University Studies (General Education) courses	<b>50.0% (1)</b>	<b>50.0% (1)</b>	0.0% (0)	0.0% (0)	3.50	2
40. Quality of instruction in your major	<b>50.0% (1)</b>	<b>50.0% (1)</b>	0.0% (0)	0.0% (0)	3.50	2
41. Clarity of program objectives in your major	<b>50.0% (1)</b>	<b>50.0% (1)</b>	0.0% (0)	0.0% (0)	3.50	2
42. Intellectual challenge of the academic program	<b>100.0% (2)</b>	0.0% (0)	0.0% (0)	0.0% (0)	4.00	2
43. Encouragement and information from your major department for employment after graduation	<b>50.0% (1)</b>	<b>50.0% (1)</b>	0.0% (0)	0.0% (0)	3.50	2
44. Availability of opportunities to engage in a faculty-mentored research, scholarly, or creative project in your area of study/interest	<b>50.0% (1)</b>	0.0% (0)	<b>50.0% (1)</b>	0.0% (0)	3.00	2
45. Library hours	<b>50.0% (1)</b>	<b>50.0% (1)</b>	0.0% (0)	0.0% (0)	3.50	2
46 Effectiveness of library personnel in meeting your information needs	<b>100.0% (2)</b>	0.0% (0)	0.0% (0)	0.0% (0)	4.00	2

47. Access to on-hand or electronic library resources	<b>100.0% (2)</b>	0.0% (0)	0.0% (0)	0.0% (0)	4.00	2
48. Computer, individual and group work spaces available within University Libraries (Waterfield, Pogue and Overby)	<b>50.0% (1)</b>	<b>50.0% (1)</b>	0.0% (0)	0.0% (0)	3.50	2
<b>answered question</b>						<b>2</b>
<b>skipped question</b>						<b>1</b>

**Questions 49-55 University Studies is designed to offer you a broad base of skills and knowledge and to prepare you for upper division study. Please indicate how effective University Studies at Murray State was in helping you achieve these goals.**

	<b>Very effective</b>	<b>Effective</b>	<b>Ineffective</b>	<b>Very ineffective</b>	<b>Rating Average</b>	<b>Rating Count</b>
49. Writing skills	<b>100.0% (2)</b>	0.0% (0)	0.0% (0)	0.0% (0)	4.00	2
50. Speaking skills	<b>50.0% (1)</b>	<b>50.0% (1)</b>	0.0% (0)	0.0% (0)	3.50	2
51. Critical thinking skills	<b>50.0% (1)</b>	<b>50.0% (1)</b>	0.0% (0)	0.0% (0)	3.50	2
52. Technology skills/computer skills	<b>100.0% (2)</b>	0.0% (0)	0.0% (0)	0.0% (0)	4.00	2
53. General knowledge in the liberal arts and sciences	<b>50.0% (1)</b>	0.0% (0)	<b>50.0% (1)</b>	0.0% (0)	3.00	2
54. International perspectives	<b>50.0% (1)</b>	<b>50.0% (1)</b>	0.0% (0)	0.0% (0)	3.50	2
55. Stimulation of interest in areas outside your chosen field of study	<b>50.0% (1)</b>	<b>50.0% (1)</b>	0.0% (0)	0.0% (0)	3.50	2
<b>answered question</b>						<b>2</b>
<b>skipped question</b>						<b>1</b>



**Questions 56-89 For each of these services, activities or programs that you used, please indicate the extent to which you were satisfied that they met your needs. For those that you did not use, mark the "Did Not Use" option.**

	Very satisfied	Satisfied	Dissatisfied	Very dissatisfied	Did Not Use	Rating Average	Rating Count
56. African-American/Multicultural Student Services	0.0% (0)	0.0% (0)	0.0% (0)	0.0% (0)	<b>100.0% (2)</b>	0.00	2
57. Blackboard/Canvas	0.0% (0)	<b>100.0% (2)</b>	0.0% (0)	0.0% (0)	0.0% (0)	3.00	2
58. Career Services Office	<b>50.0% (1)</b>	<b>50.0% (1)</b>	0.0% (0)	0.0% (0)	0.0% (0)	3.50	2
59. Cultural programming and activities	0.0% (0)	<b>100.0% (2)</b>	0.0% (0)	0.0% (0)	0.0% (0)	3.00	2
60. Degree audit (MAP report)	0.0% (0)	<b>100.0% (2)</b>	0.0% (0)	0.0% (0)	0.0% (0)	3.00	2
61. Financial Aid Office customer service	0.0% (0)	<b>50.0% (1)</b>	0.0% (0)	<b>50.0% (1)</b>	0.0% (0)	2.00	2
62. Dining Services	0.0% (0)	<b>50.0% (1)</b>	<b>50.0% (1)</b>	0.0% (0)	0.0% (0)	2.50	2
63. Graduation Office	0.0% (0)	<b>100.0% (2)</b>	0.0% (0)	0.0% (0)	0.0% (0)	3.00	2
64. Greek life and activities	0.0% (0)	0.0% (0)	0.0% (0)	0.0% (0)	<b>100.0% (2)</b>	0.00	2
65. Health Services	0.0% (0)	<b>100.0% (2)</b>	0.0% (0)	0.0% (0)	0.0% (0)	3.00	2
66. Honor Societies/Departmental Clubs/Special Interest Organizations	0.0% (0)	<b>50.0% (1)</b>	0.0% (0)	0.0% (0)	<b>50.0% (1)</b>	3.00	2
67. International programs and activities	<b>50.0% (1)</b>	<b>50.0% (1)</b>	0.0% (0)	0.0% (0)	0.0% (0)	3.50	2
68. International student support services	<b>50.0% (1)</b>	<b>50.0% (1)</b>	0.0% (0)	0.0% (0)	0.0% (0)	3.50	2
69. Internet and wireless access for study and research needs	0.0% (0)	<b>100.0%</b>	0.0% (0)	0.0% (0)	0.0% (0)	3.00	2


	2013-2014 Senior Survey						
70. Intramural Sports and Recreation	0.0% (0)	0.0% (0)	<b>50.0% (1)</b>	0.0% (0)	<b>50.0% (1)</b>	2.00	2
71. LGBT programs	0.0% (0)	0.0% (0)	<b>50.0% (1)</b>	0.0% (0)	<b>50.0% (1)</b>	2.00	2
72. Lowry Center/Developmental courses and tutoring	0.0% (0)	0.0% (0)	0.0% (0)	0.0% (0)	<b>100.0% (2)</b>	0.00	2
73. Library	0.0% (0)	<b>100.0% (2)</b>	0.0% (0)	0.0% (0)	0.0% (0)	3.00	2
74. MSU web site	0.0% (0)	<b>100.0% (2)</b>	0.0% (0)	0.0% (0)	0.0% (0)	3.00	2
75. NCAA Sports	0.0% (0)	<b>50.0% (1)</b>	0.0% (0)	0.0% (0)	<b>50.0% (1)</b>	3.00	2
76. Online courses that are not Blackboard or Canvas	0.0% (0)	0.0% (0)	<b>50.0% (1)</b>	0.0% (0)	<b>50.0% (1)</b>	2.00	2
77. Public Safety/Security Services	0.0% (0)	<b>50.0% (1)</b>	0.0% (0)	0.0% (0)	<b>50.0% (1)</b>	3.00	2
78. Registration through myGate	<b>50.0% (1)</b>	<b>50.0% (1)</b>	0.0% (0)	0.0% (0)	0.0% (0)	3.50	2
79. Residential College programming and activities	0.0% (0)	<b>100.0% (2)</b>	0.0% (0)	0.0% (0)	0.0% (0)	3.00	2
80. Scholarships/grants/student employment	0.0% (0)	<b>100.0% (2)</b>	0.0% (0)	0.0% (0)	0.0% (0)	3.00	2
81. Services for non-traditional students	0.0% (0)	0.0% (0)	0.0% (0)	0.0% (0)	<b>100.0% (2)</b>	0.00	2
82. Services for Students with Learning Disabilities (SSLD)	0.0% (0)	0.0% (0)	0.0% (0)	0.0% (0)	<b>100.0% (2)</b>	0.00	2
83. Transcript requests	0.0% (0)	<b>100.0% (2)</b>	0.0% (0)	0.0% (0)	0.0% (0)	3.00	2
84. Student Support Services (SSS)	0.0% (0)	<b>50.0% (1)</b>	0.0% (0)	0.0% (0)	<b>50.0% (1)</b>	3.00	2
85. Transfer Center	0.0% (0)	0.0% (0)	0.0% (0)	0.0% (0)	<b>100.0% (2)</b>	0.00	2
86. University Counseling Services	0.0% (0)	<b>50.0% (1)</b>	0.0% (0)	0.0% (0)	<b>50.0% (1)</b>	3.00	2

87. Veteran Services	0.0% (0)	0.0% (0)	0.0% (0)	0.0% (0)	<b>100.0% (2)</b>	0.00	2
88. Wellness Center	0.0% (0)	<b>50.0% (1)</b>	<b>50.0% (1)</b>	0.0% (0)	0.0% (0)	2.50	2
89. Women's Center	0.0% (0)	0.0% (0)	0.0% (0)	<b>50.0% (1)</b>	<b>50.0% (1)</b>	1.00	2
<b>answered question</b>							<b>2</b>
<b>skipped question</b>							<b>1</b>


## 90. To what extent did you participate in Residential College activities?

		<b>Response Percent</b>	<b>Response Count</b>
Did not participate		0.0%	0
Frequently		0.0%	0
<b>Occasionally</b>		<b>50.0%</b>	<b>1</b>
<b>Seldom</b>		<b>50.0%</b>	<b>1</b>
<b>answered question</b>			<b>2</b>
<b>skipped question</b>			<b>1</b>

### 91. Which phrase best describes your opinion of Residential Colleges?

		Response Percent	Response Count
Not familiar with Residential Colleges		0.0%	0
Very positive		0.0%	0
<b>Positive</b>		<b>100.0%</b>	<b>2</b>
Negative		0.0%	0
Very negative		0.0%	0
answered question			2
skipped question			1

### 92. When you graduate how many times will you have studied abroad during your university career?



		Response Percent	Response Count
None		0.0%	0
<b>One</b>		<b>100.0%</b>	<b>2</b>
Two		0.0%	0
Three or more		0.0%	0
answered question			2
skipped question			1

**Questions 93-102 The University has formulated ten desired "Characteristics of the Murray State University Graduate." Please indicate how effective your MSU experience was in enhancing your abilities in each area.**

	<b>Very effective</b>	<b>Effective</b>	<b>Ineffective</b>	<b>Very ineffective</b>	<b>Rating Average</b>	<b>Rating Count</b>
93. Engage in mature, independent and creative thought and express that thought effectively in oral and written communication;	<b>50.0% (1)</b>	<b>50.0% (1)</b>	0.0% (0)	0.0% (0)	3.50	2
94. Understand and apply the critical and scientific methodologies that academic disciplines employ to discover knowledge and ascertain its validity;	0.0% (0)	<b>100.0% (2)</b>	0.0% (0)	0.0% (0)	3.00	2
95. Apply sound standards of information gathering, analysis and evaluation to reach logical decisions;	0.0% (0)	<b>100.0% (2)</b>	0.0% (0)	0.0% (0)	3.00	2
96. Understand the roles and applications of science and technology in the solution of the problems of a changing world;	0.0% (0)	<b>50.0% (1)</b>	<b>50.0% (1)</b>	0.0% (0)	2.50	2
97. Demonstrate a critical understanding of the world's historical, literary, philosophical and artistic traditions;	<b>50.0% (1)</b>	<b>50.0% (1)</b>	0.0% (0)	0.0% (0)	3.50	2
98. Understand the dynamics of cultural diversity, of competing economic and political systems, and of complex moral and ethical issues;	<b>50.0% (1)</b>	<b>50.0% (1)</b>	0.0% (0)	0.0% (0)	3.50	2
99. Understand the nature of and engage in ethical behavior and responsible citizenship;	0.0% (0)	<b>100.0% (2)</b>	0.0% (0)	0.0% (0)	3.00	2
100. Understand the importance of the behaviors necessary to maintain a healthy lifestyle;	0.0% (0)	<b>50.0% (1)</b>	<b>50.0% (1)</b>	0.0% (0)	2.50	2
101. Demonstrate mastery of a chosen field of study;	<b>50.0% (1)</b>	<b>50.0% (1)</b>	0.0% (0)	0.0% (0)	3.50	2



102. Value intellectual pursuit and continuous learning in a changing world.	0.0% (0)	<b>100.0% (2)</b>	0.0% (0)	0.0% (0)	3.00	2
<b>answered question</b>						<b>2</b>
<b>skipped question</b>						<b>1</b>

### 103. What do you expect to do after you graduate?


		Response Percent	Response Count
I am unsure of my immediate plans.		0.0%	0
<b>I will look for a job.</b>		<b>50.0%</b>	<b>1</b>
I will continue working in the position I now have.		0.0%	0
I will work at a position I recently accepted.		0.0%	0
I will do additional undergraduate work.		0.0%	0
<b>I will go to graduate school.</b>		<b>50.0%</b>	<b>1</b>
I will go to law school.		0.0%	0
I will go to medical school.		0.0%	0
I will go to other professional school.		0.0%	0
I will not work or attend school.		0.0%	0
<b>answered question</b>			<b>2</b>
<b>skipped question</b>			<b>1</b>





**104. If you are already employed, how closely related is your job to your field of study?**

		Response Percent	Response Count
Extremely close		0.0%	0
<b>Somewhat close</b>		<b>50.0%</b>	<b>1</b>
Somewhat different		0.0%	0
Extremely different		0.0%	0
I cannot determine		0.0%	0
<b>Does not apply</b>		<b>50.0%</b>	<b>1</b>
<b>answered question</b>			<b>2</b>
<b>skipped question</b>			<b>1</b>



**105. If you intend to work full-time, what do you expect your salary to be?**

		Response Percent	Response Count
Above \$75,000		0.0%	0
\$65,000 - \$75,000		0.0%	0
\$55,000 - \$64,999		0.0%	0
\$45,000 - \$54,999		0.0%	0
\$35,000 - \$44,999		0.0%	0
<b>\$25,000 - \$34,999</b>		<b>100.0%</b>	<b>2</b>
Below \$25,000		0.0%	0
Does not apply		0.0%	0
<b>answered question</b>			<b>2</b>
<b>skipped question</b>			<b>1</b>

**106. If you intend to continue your education, please indicate which statement best describes the institution you will attend.**

		<b>Response Percent</b>	<b>Response Count</b>
Murray State University		0.0%	0
<b>University/College in Kentucky</b>		<b>50.0%</b>	<b>1</b>
University/College outside Kentucky		0.0%	0
<b>Does not apply</b>		<b>50.0%</b>	<b>1</b>
<b>answered question</b>			<b>2</b>
<b>skipped question</b>			<b>1</b>

**107. "I would recommend Murray State University to a prospective student."**

		<b>Response Percent</b>	<b>Response Count</b>
<b>Strongly agree</b>		<b>50.0%</b>	<b>1</b>
<b>Agree</b>		<b>50.0%</b>	<b>1</b>
Disagree		0.0%	0
Strongly disagree		0.0%	0
<b>answered question</b>			<b>2</b>
<b>skipped question</b>			<b>1</b>