

## 1. Graduation Date

### Month

	May	August	December
Please select the month and year that you plan to graduate:	57.5% (276)	3.5% (17)	39.0% (187)



### Year

	2012	2013	2014	2015	2016	2017	2018	2019	2020
Please select the month and year that you plan to graduate:	0.0% (0)	42.5% (204)	57.5% (276)	0.0% (0)	0.0% (0)	0.0% (0)	0.0% (0)	0.0% (0)	0.0% (0)







answered question (80)

skipped question 0



## 2. Gender

		Response Percent	Response Count
Female		71.6%	340
Male		28.4%	135
		answered question	475
		skipped question	5




### 3. Ethnic Background

		Response Percent	Response Count
White		87.6%	417
Black/African-American		5.0%	24
Asian		2.5%	12
Hispanic/Latino		1.5%	7
American Indian/Alaskan Native		0.8%	4
Native Hawaiian/Other Pacific Islander		0.0%	0
Two or more races		2.5%	12
<b>answered question</b>			<b>476</b>
<b>skipped question</b>			<b>4</b>





### 4. Are you a U.S. citizen?

		Response Percent	Response Count
Yes		97.1%	462
No		2.9%	14
<b>answered question</b>			<b>476</b>
<b>skipped question</b>			<b>4</b>



## 5. What is your residency classification at MSU?

		Response Percent	Response Count
In-state		76.2%	364
Out-of-state		22.0%	105
International		1.9%	9
answered question			478
skipped question			2



## 6. Age

		Response Percent	Response Count
24 or younger		72.5%	343
25-34		14.8%	70
35-44		7.0%	33
45 or older		5.7%	27
answered question			473
skipped question			7




## 7. Has either of your parents received a bachelor's degree?

		Response Percent	Response Count
Yes		46.5%	221
No		53.5%	254
answered question			475
skipped question			5





### 8. Has either of your parents received a degree from MSU?

		Response Percent	Response Count
Yes		20.3%	96
No		79.7%	378
answered question			474
skipped question			6





### 9. What was your original entry status to MSU?

		Response Percent	Response Count
Freshman		60.9%	290
Transfer from community college/technical school		29.4%	140
Transfer from 4-yr institution		9.7%	46
answered question			476
skipped question			4



### 10. How many credits were transferred?

		Response Percent	Response Count
12 or fewer		3.2%	6
13-30		17.7%	33
31-60		25.8%	48
Over 60		53.2%	99
answered question			186
skipped question			294










### 11. Approximately what percent of your University Studies (general education) classes did you take at MSU?

		Response Percent	Response Count
Under 25%		56.1%	105
25-49%		18.2%	34
50-74%		19.8%	37
75-100%		5.9%	11
		<b>answered question</b>	<b>187</b>
		<b>skipped question</b>	<b>293</b>



### 12. What has been your attendance status at MSU?

		Response Percent	Response Count
Primarily full-time		94.3%	448
Primarily part-time		5.7%	27
		<b>answered question</b>	<b>475</b>
		<b>skipped question</b>	<b>5</b>







### 13. In which Residential College are you a member?

		Response Percent	Response Count
Do not know		14.6%	69
Clark College		12.5%	59
Elizabeth College		8.9%	42
Franklin-Springer Colleges		8.7%	41
<b>Hart College</b>		<b>14.9%</b>	<b>70</b>
Hester College		12.1%	57
Regents College		11.7%	55
Richmond College		8.9%	42
White College		7.6%	36
<b>answered question</b>			<b>471</b>
<b>skipped question</b>			<b>9</b>






### 14. Have you ever received any type of Financial Aid while at MSU? (scholarships, grants, work-study, etc.)

		Response Percent	Response Count
Yes		85.8%	405
No		14.2%	67
<b>answered question</b>			<b>472</b>
<b>skipped question</b>			<b>8</b>










**15. How many years will it take you to complete your degree from the point of your initial enrollment in college (including any time at a previous institution)?**

		Response Percent	Response Count
Two		4.4%	21
Three		7.8%	37
<b>Four</b>		<b>47.0%</b>	<b>222</b>
Five		25.8%	122
Six		4.9%	23
More than six		10.0%	47
<b>answered question</b>			<b>472</b>
<b>skipped question</b>			<b>8</b>

**16. In what range does your grade point average fall?**








		Response Percent	Response Count
Less than 2.00		0.2%	1
2.00-2.50		3.4%	16
2.51-3.00		22.9%	108
<b>3.01-3.50</b>		<b>37.5%</b>	<b>177</b>
3.51-4.00		36.0%	170
<b>answered question</b>			<b>472</b>
<b>skipped question</b>			<b>8</b>

## 17. In which college/school are you completing your degree?


		Response Percent	Response Count
Arthur J. Bauernfeind College of Business		21.6%	103
College of Education		11.3%	54
College of Health Sciences and Human Services		19.5%	93
College of Humanities and Fine Arts		11.1%	53
Jesse D. Jones College of Science, Engineering and Technology		11.3%	54
Hutson School of Agriculture		13.8%	66
School of Nursing		7.1%	34
Center for Continuing Education and Academic Outreach		4.0%	19
I am completing a Certificate Program.		0.0%	0
I am completing an Associate Program.		0.2%	1
		<b>answered question</b>	<b>477</b>
		<b>skipped question</b>	<b>3</b>



**18. Arthur J. Bauernfeind College of Business: In which department are you completing your major or area?**

		Response Percent	Response Count
Accounting		15.5%	16
Computer Science and Information Systems		7.8%	8
Economics and Finance		8.7%	9
Journalism and Mass Communications		16.5%	17
<b>Management, Marketing and Business Administration</b>		<b>38.8%</b>	<b>40</b>
Organizational Communication		9.7%	10
International Business or Telecommunications Systems Management (TSM) programs		2.9%	3
		<b>answered question</b>	<b>103</b>
		<b>skipped question</b>	<b>377</b>

**19. Accounting: What is your current primary major?**

		Response Percent	Response Count
Accounting		100.0%	16
		<b>answered question</b>	<b>16</b>
		<b>skipped question</b>	<b>464</b>

### 19. Computer Science and Information Systems: What is your current primary major?

		Response Percent	Response Count
Computer Information Systems (CIS)		50.0%	4
Computer Science (CSC)		50.0%	4
		answered question	8
		skipped question	472




### 19. Economics and Finance: What is your current primary major?

		Response Percent	Response Count
Economics		11.1%	1
Finance		88.9%	8
		answered question	9
		skipped question	471


### 19. Journalism and Mass Communications: What is your current primary major?

		Response Percent	Response Count
Advertising		5.9%	1
Graphic Communications Management		5.9%	1
Journalism		29.4%	5
Public Relations		47.1%	8
TV Production		11.8%	2
		answered question	17
		skipped question	463



**19. Management, Marketing and Business Administration: What is your current primary major?**

		Response Percent	Response Count
<b>Business Administration</b>		62.5%	25
International Business		0.0%	0
Management		22.5%	9
Marketing		15.0%	6
<b>answered question</b>			<b>40</b>
<b>skipped question</b>			<b>440</b>

**19. Organizational Communication: What is your current primary major?**

		Response Percent	Response Count
<b>Organizational Communication</b>		100.0%	10
<b>answered question</b>			<b>10</b>
<b>skipped question</b>			<b>470</b>

**19. Arthur J. Bauernfeind College of Business: What is your current primary major?**

		Response Percent	Response Count
<b>International Business</b>		66.7%	2
Telecommunications Systems Management (TSM)		33.3%	1
<b>answered question</b>			<b>3</b>
<b>skipped question</b>			<b>477</b>

**%," 7c`Y[Y'cZ'9XiWUh]cb. :b'k \jW\ 'XYdUfha Ybh'UfY'mc i 'Wc a d'Yh]b [ 'mc i f' a U^cf'cf'UfYU3**

		FYgdcbgY' DYfWYbh	FYgdcbgY' 7c i bh
Adolescent, Career and Special Education		43.4%	23
9Uf'm'7\j'X\ccX'UbX'9'Ya YbhUfm 9XiWUh]cb		)*** i	'\$
		UbgkYfYX'e i Ygh]cb	)'
		g_]ddYX'e i Ygh]cb	(&+

**%-" 5Xc`YgWYbhž'7UfYYf'UbX'GdYW]U`'9XiWUh]cb. 'K \Uh'jg'mc i f'W i ffYbh'df]a Ufm' a U^cf3**

		FYgdcbgY' DYfWYbh	FYgdcbgY' 7c i bh
Career and Technical Education		8.7%	2
Health and Physical Education		0.0%	0
@YUfb]b [ 'UbX'6Y\Uj]cf 8]gcfXYfg		)**" i	%'
Middle School Education		26.1%	6
Secondary School Education		8.7%	2
		UbgkYfYX'e i Ygh]cb	&'
		g_]ddYX'e i Ygh]cb	()+





**%-" 9Uf'm'7\j'X\ccX'UbX'9'Ya YbhUfm'9XiWUh]cb. 'K \Uh'jg'mc i f'W i ffYbh'df]a Ufm' a U^cf3**

		FYgdcbgY' DYfWYbh	FYgdcbgY' 7c i bh
9'Ya YbhUfm'GW\cc`'9XiWUh]cb		%%\$"\$ i	'\$
Interdisciplinary Early Childhood Education		0.0%	0
		UbgkYfYX'e i Ygh]cb	'\$
		g_]ddYX'e i Ygh]cb	()\$





%, "7c`Y[Y'cZ' <YU`h\`GW]YbWYg`UbX' < i a Ub`GYf j]WYg.`:b`k \]W\`XYdUfh a Ybh`UfY`  
 mc i Wc a d`Yh]b[ `mc i f` a U^cf`cf`UfYU3

		FYgdcbgY` DYfWYbh	FYgdcbgY` 7c i bh
Applied Health Sciences		28.1%	27
7c a a i b]hm`@YUXYfg\]d` /` < i a Ub GYf j]WYg		)+" i	)
Occupational Safety and Health		14.6%	14
		UbgkYfYX`e i Ygh]cb	- *
		g_]ddYX`e i Ygh]cb	' , (


%- "5dd]YX' <YU'h \ 'GW]YbWYg. ' K \Uh]g'mc i f'W i ffYbh'df] a Ufm' a U^cf3

		FYgdcbgY' DYfWYbh	FYgdcbgY' 7 c i bh
Athletic Training		19.0%	4
Communication Disorders		28.6%	6
Exercise Science		14.3%	3
<b>B i hf]h]cbz' 8]YhYh]Wgz' / ' : ccX AUBU[Y a Ybh</b>		' , % I	,
		UbgkYfYX' e i Ygh]cb	&%
		g_]ddYX' e i Ygh]cb	( )-

1- "7ca a i b]hm'@YUXYfg \]d'UbX' < i a Ub'GYf j]WYg. ' K \Uh]g'mc i f'W i ffYbh'df] a Ufm' a U^cf3

		FYgdcbgY' DYfWYbh	FYgdcbgY' 7 c i bh
Criminal Justice		18.5%	10
Recreation and Leisure Services		5.6%	3
<b>GcW]U' Kcf_</b>		( , % I	&*
Youth and Nonprofit Leadership		27.8%	15
		UbgkYfYX' e i Ygh]cb	)(
		g_]ddYX' e i Ygh]cb	(&*

%- "CWW i dUh]cbU' GUZYhm'UbX' <YU'h \ . ' K \Uh]g'mc i f'W i ffYbh'df] a Ufm' a U^cf3

		FYgdcbgY' DYfWYbh	FYgdcbgY' 7 c i bh
<b>CWW i dUh]cbU' GUZYhm'UbX' &lt;YU'h \</b>		\$\$\$ \$ I	%'
		UbgkYfYX' e i Ygh]cb	%'
		g_]ddYX' e i Ygh]cb	(*+




%, "7c`Y[Y'cZ' < i a Ub]h]Yg'UbX' :]bY'5fhg. :b'k \]W\ 'XYdUfh a Ybh'UfY'mc i 'Wc a d'Yh]b [ ' mc i f a U^cf'cf'UfYU3

		FYgdcbgY' DYfWYbh	FYgdcbgY' 7 c i bh
Art and Design		7.4%	4
English and Philosophy		16.7%	9
; c j Yfb a Ybh'z' @Uk'UbX =bhYfbUh]cbU' 5ZZU]fg#Dc`]h]WU' GW]YbWY'UbX'GcW]c`c [m		&&'& i	%&
History		9.3%	5
Liberal Arts (major)		7.4%	4
Modern Languages		5.6%	3
Music		13.0%	7
Psychology		13.0%	7
Theatre		5.6%	3
		UbgkYfYX'e i Ygh]cb	)(
		g_]ddYX'e i Ygh]cb	(&*




%-"5fh'UbX'8Yg][b.`K \Uh]g'mc i f'Wi ffYbh'df] a Ufm' a U^cf3

		FYgdcbgY' DYfWYbh	FYgdcbgY' 7 c i bh
5fh		%%\$'\$ i	(
Art Education		0.0%	0
		UbgkYfYX'e i Ygh]cb	(
		g_]ddYX'e i Ygh]cb	(+*

%-"9b[ `]g\`UbX`D\]`cgcd\m.`K\Uh]g`mc i f`W i ffYbh`df]a Ufm` a U^cf3

		FYgdcbgY` DYfWYbh	FYgdcbgY` 7 c i bh
Creative Writing		22.2%	2
<b>9b[ `]g\`</b>		<b>**+ I</b>	<b>*</b>
English Education (TESOL)		11.1%	1
Philosophy		0.0%	0
TESOL		0.0%	0
Liberal Arts		0.0%	0
		<b>UbgkYfYX`e i Ygh]cb</b>	<b>-</b>
		<b>g_]ddYX`e i Ygh]cb</b>	<b>(+%</b>

%-"Dc`]h]WU`GW]YbWY`UbX`Sociology: What ]g mc i f`W i ffYbh`df]a Ufm` a U^cf3

		FYgdcbgY` DYfWYbh	FYgdcbgY` 7 c i bh
International Affairs		9.1%	1
<b>Dc`]h]WU`GW]YbWY`</b>		<b>)(") I</b>	<b>*</b>
Public Administration		0.0%	0
Sociology		36.4%	4
		<b>UbgkYfYX`e i Ygh]cb</b>	<b>%%</b>
		<b>g_]ddYX`e i Ygh]cb</b>	<b>(* -</b>



%- "<]ghcfm.' K \Uh]g'mc i f'W i ffYbh'df] a Ufm' a U^cf3

		FYgdcbgY' DYfWYbh	FYgdcbgY' 7 c i bh
<]ghcfm	<input type="text"/>	%%\$"\$ i	)
		UbgkYfYX'e i Ygh]cb	)
		g_]ddYX'e i Ygh]cb	(+)



%- "@]VYfU`' 5fhg.' K \Uh]g'mc i f'W i ffYbh'df] a Ufm' a U^cf3

		FYgdcbgY' DYfWYbh	FYgdcbgY' 7 c i bh
@]VYfU`' 5fhg	<input type="text"/>	%%\$"\$ i	(
		UbgkYfYX'e i Ygh]cb	(
		g_]ddYX'e i Ygh]cb	(+*


%- "AcXYfb'@Ub[ iU[Yg.' K \Uh]g'mc i f'W i ffYbh'df] a Ufm' a U^cf3

		FYgdcbgY' DYfWYbh	FYgdcbgY' 7 c i bh
French		0.0%	0
German	<input type="text"/>	33.3%	1
Japanese		0.0%	0
GdUb]g\	<input type="text"/>	**"+ i	&
		UbgkYfYX'e i Ygh]cb	'
		g_]ddYX'e i Ygh]cb	(++


%-"A ig]W. 'K \Uh]g'mc i f'W i ffYbh'df]a Ufm' a U^cf3

		FYgdcbgY' DYfWYbh	FYgdcbgY' 7 c i bh
A ig]W		, )" + I	*
Music Performance		14.3%	1
		UbgkYfYX'e i Ygh]cb	+
		g_]ddYX'e i Ygh]cb	(+'

%-"DgmW\c`c [m. 'K \Uh]g'mc i f'W i ffYbh'df]a Ufm' a U^cf3

		FYgdcbgY' DYfWYbh	FYgdcbgY' 7 c i bh
DgmW\c`c [m		%%\$"\$ i	+
		UbgkYfYX'e i Ygh]cb	+
		g_]ddYX'e i Ygh]cb	(+'

%-"H\YUhfY. 'K \Uh]g'mc i f'W i ffYbh'df]a Ufm' a U^cf3

		FYgdcbgY' DYfWYbh	FYgdcbgY' 7 c i bh
H\YUhfY		%%\$"\$ i	'
		UbgkYfYX'e i Ygh]cb	'
		g_]ddYX'e i Ygh]cb	(++


**6]c`c [JWU`GW]YbWYg. 'K \Uh`]g`mc i f`W i ffYbh`df] a Ufm` a U^cf3**

		FYgdcbgY` DYfWYbh	FYgdcbgY` 7 c i bh
6]c`c [JWU`GW]YbWYg		20.4%	11
Chemistry		14.8%	8
Engineering and Physics		5.6%	3
Geosciences		3.7%	2
Industrial and Engineering Technology		20.4%	11
Mathematics and Statistics		14.8%	8
Telecommunications Systems Management (TSM)		5.6%	3
		<b>Ubg k YfYX` e i Ygh]cb</b>	<b>)(</b>
		<b>g_]ddYX` e i Ygh]cb</b>	<b>(&amp;*</b>


**6]c`c [m**

		FYgdcbgY` DYfWYbh	FYgdcbgY` 7 c i bh
6]c`c [m		15.8%	3
Wildlife and Conservation Biology		15.8%	3
		<b>Ubg k YfYX` e i Ygh]cb</b>	<b>%-</b>
		<b>g_]ddYX` e i Ygh]cb</b>	<b>(*%</b>


7\Ya]ghfm.'K\Uh]g'mc i f'Wi ffYbh'df]a Ufm' a U^cf3

		FYgdcbgY' DYfWYbh	FYgdcbgY' 7c i bh
7\Ya]ghfm		100%	100%
		UbgkYfYX'e i Ygh]cb	100%
		g_]ddYX'e i Ygh]cb	100%

9b[]bYYf]b['UbX'D\mg]Wg.'K\Uh]g'mc i f'Wi ffYbh'df]a Ufm' a U^cf3

		FYgdcbgY' DYfWYbh	FYgdcbgY' 7c i bh
Applied Physics		0.0%	0
9b[]bYYf]b['D\mg]Wg		100%	100%
Physics		0.0%	0
		UbgkYfYX'e i Ygh]cb	100%
		g_]ddYX'e i Ygh]cb	100%

)\$"%-' ; YcgW]YbWYg.'K\Uh]g'mc i f'Wi ffYbh'df]a Ufm' a U^cf3

		FYgdcbgY' DYfWYbh	FYgdcbgY' 7c i bh
; YcgW]YbWY		100%	100%
Environmental Geology		0.0%	0
		UbgkYfYX'e i Ygh]cb	100%
		g_]ddYX'e i Ygh]cb	100%

1 - "bX i ghf]U`UbX'9b [ ]bYYf]b [ 'HYW\bc`c [m.' K \Uh]g'mc i f'W i ffYbh'df] a Ufm' a U^cf3

		FYgdcbgY' DYfWYbh	FYgdcbgY' 7 c i bh
Civil Engineering Technology		27.3%	3
9`YWhfc a YW\Ub]WU`9b [ ]bYYf]b [ HYW\bc`c [m		( )' i	)
Engineering Graphics and Design		9.1%	1
Interior Design		18.2%	2
Manufacturing Technology		0.0%	0
Environmental Engineering Technology		0.0%	0
		UbgkYfYX'e i Ygh]cb	%%
		g_]ddYX'e i Ygh]cb	(* -

% - "HY`YWc a a i b]WUh]cbg'GmghY a g' AUbU [Y a Ybh'flHGAŁ.' K \Uh]g'mc i f'W i ffYbh'df] a Ufm a U^cf3

		FYgdcbgY' DYfWYbh	FYgdcbgY' 7 c i bh
HY`YWc a a i b]WUh]cbg'GmghY a g' AUbU [Y a Ybh'flHGAŁ		%%\$\$' i	'
		UbgkYfYX'e i Ygh]cb	'
		g_]ddYX'e i Ygh]cb	(++

% - " AUh\Y a Uh]Wg'UbX'GhUh]gh]Wg.' K \Uh]g'mc i f'W i ffYbh'df] a Ufm' a U^cf3

		FYgdcbgY' DYfWYbh	FYgdcbgY' 7 c i bh
AUh\Y a Uh]Wg		%%\$\$' i	,
		UbgkYfYX'e i Ygh]cb	,
		g_]ddYX'e i Ygh]cb	(+&

**%," < i hgcb'GW\cc`cZ'5 [f]Wi`hi fY. :-b'k \]W\`XYdUfha Ybh'UfY'mc i`Wc a d`Yh]b [ `mc i f' a U^cf'cf UfYU3**

		FYgdcbgY' DYfWYbh	FYgdcbgY' 7 c i bh
5 [f]Wi`hi fY		\$\$\$ \$ i	**
		UbgkYfYX'e i Ygh]cb	**
		g_]ddYX'e i Ygh]cb	(%(

**%- "5 [f]Wi`hi fY. `K \Uh]g'mc i f'Wi ffYbh'df]a Ufm' a U^cf3**

		FYgdcbgY' DYfWYbh	FYgdcbgY' 7 c i bh
5 [f]Wi`hi fU`GW]YbWY		) (" ) i	**
Animal Technology		45.5%	30
		UbgkYfYX'e i Ygh]cb	**
		g_]ddYX'e i Ygh]cb	(%(

%, "GW\cc`cZ'Bi fg]b[ . :-b'k \]W\`XYdUfh a Ybh'UfY'mc i `Wc a d`Yh]b[ `mc i f` a U^cf`cf`UfYU3

		FYgdcbgY' DYfWYbh	FYgdcbgY' 7c i bh
Bi fg]b[	<input type="text"/>	%%\$"\$ i	' (
		UbgkYfYX`e i Ygh]cb	' (
		g_]ddYX`e i Ygh]cb	((*





%- "Bi fg]b[ . `K \Uh`]g`mc i f`W i ffYbh`df]a Ufm` a U^cf3

		FYgdcbgY' DYfWYbh	FYgdcbgY' 7c i bh
Bi fg]b[	<input type="text"/>	* (" + I	&&
Nursing/RN to BSN	<input type="text"/>	35.3%	12
		UbgkYfYX`e i Ygh]cb	' (
		g_]ddYX`e i Ygh]cb	((*




%- ""7YbhYf`Zcf`7cbh]b i ]b[ `9X i WUh]cb`UbX`5WUXY a ]W`C i hfYUW\ . `K \Uh`]g`mc i f`W i ffYbh  
df]a Ufm` a U^cf3

		FYgdcbgY' DYfWYbh	FYgdcbgY' 7c i bh
6UW\Y`cf`cZ`-bhY [fUhYX`Gh i X]Yg fl6=GŁ	<input type="text"/>	%%\$"\$ i	%,
		UbgkYfYX`e i Ygh]cb	%,
		g_]ddYX`e i Ygh]cb	(*&

## 20. What is the highest degree you eventually hope to receive?

		Response Percent	Response Count
Associate		1.5%	7
Baccalaureate		37.3%	177
<b>Graduate</b>		<b>44.2%</b>	<b>210</b>
Professional		17.1%	81
<b>answered question</b>			<b>475</b>
<b>skipped question</b>			<b>5</b>

## 21. Which best describes your situation?

		Response Percent	Response Count
<b>Did not change major/area</b>		<b>53.6%</b>	<b>252</b>
Did not initially declare major/area		7.2%	34
Changed major/area		39.1%	184
<b>answered question</b>			<b>470</b>
<b>skipped question</b>			<b>10</b>



**&&" K \]Y'gW\cc`kUg]b'gYgg]cb'Xif]b[ 'h\Y'dUgh'mYUfz'\ck'a Ubm\c ifg'dYf'kYY\_ž'cb  
UjYfU[Yž'X]X'mc i'kcf\_'zcf'dUm3**

		FYgdcbgY' DYfWYbh	FYgdcbgY' 7c i bh
Did not work		19.0%	90
Worked 1-10 hrs		15.2%	72
Kcf_YX'%!&\$'\fg		&(" - i	%,,
Worked 21-30 hrs		22.6%	107
Worked 31-40 hrs		11.6%	55
Worked over 40 hrs		6.8%	32
<b>UbgkYfYX'e i Ygh]cb</b>			<b>(+(</b>
<b>g_]ddYX'e i Ygh]cb</b>			<b>*</b>

**&'": cf'h\Y'a cgh'dUfhž'kYfY'W'UggYg'cZZYfYX'Uh'h]a Yg'Wcb jYb]Ybh'hc'mc i 3**

		FYgdcbgY' DYfWYbh	FYgdcbgY' 7c i bh
MYg		-\$"- i	('%
No		9.1%	43
<b>UbgkYfYX'e i Ygh]cb</b>			<b>(+(</b>
<b>g_]ddYX'e i Ygh]cb</b>			<b>*</b>

2) "K \ Uh'h] a Y' kci `X' mci ` \ UjY'dfYZYffYX3

		FYgdcbgY' DYfWYbh	FYgdcbgY' 7 c i bh
Late afternoon		11.4%	5
Evening		9.1%	4
Weekend		4.5%	2
8 i f]b [ `h \ Y' XUm		) - "% i	&*
Online		15.9%	7
		UbgkYfYX' e i Ygh]cb	((
		g_]ddYX' e i Ygh]cb	('*

2) "K \ J\ \ VYgh'XYgWf]VYg'h \ Y' `cWUh]cb' k \ YfY' mci `Wc a d` YhYX'h \ Y' a U^cf]hm' cZ' mci f  
Wc i fgYg3

		FYgdcbgY' DYfWYbh	FYgdcbgY' 7 c i bh
A i ffUm		, &" ) i	' -%
Paducah		3.4%	16
Ft. Campbell		0.0%	0
Madisonville		4.9%	23
Hopkinsville		1.9%	9
Henderson		0.8%	4
Online		6.1%	29
Other (please specify)		0.4%	2
		UbgkYfYX' e i Ygh]cb	(+ (
		g_]ddYX' e i Ygh]cb	*

2\*"8]X'mc i 'hU\_Y'Ubm'cb`]bY'Wc i fgYg'k \]`Y'Uh' A i ffUm'GhUhY3

		FYgdcbgY' DYfWYbh	FYgdcbgY' 7 c i bh
MYg		+\$'+ i	' ''
No		29.3%	138
		UbgkYfYX'e i Ygh]cb	(+% )
		g_]ddYX'e i Ygh]cb	-

2+"8]X'h'hU\_Y'mc i 'Ub'YI hfU'gY a YghYf'cf' a cfY'hc'Wc a d'YhY'XY [fYY'fYe i ]fY a Ybhg'Uh  
A i ffUm'GhUhY3

		FYgdcbgY' DYfWYbh	FYgdcbgY' 7 c i bh
Yes		45.3%	214
Bc		)('+ i	&),
		UbgkYfYX'e i Ygh]cb	(+& )
		g_]ddYX'e i Ygh]cb	,






**&, " K \m'X]X'h'hU\_Y'mc i 'Ub'YIhfU'gYa YghYf'cf' a cfY3**

		FYgdcbgY' DYfWYbh	FYgdcbgY' 7 c i bh
Work obligation limited my enrollment.		14.4%	31
Family obligations limited my enrollment.		11.2%	24
Tuition and other costs of attendance limited my enrollment.		10.7%	23
5'XYW]g]cb'hc'W\Ub[Y' aU^cfg UXXYX'hc' a m'fYe i ]fYa Ybhg'		' )" i	+*
A required course or courses were not offered.		23.3%	50
Credits were lost transferring to Murray State.		10.7%	23
Other (please specify)		30.7%	66
		UbgkYfYX'e i Ygh]cb	&%)
		g_]ddYX'e i Ygh]cb	&*)






**&- " 8]X'mc i '\UjY'hfc i V'Y' [Yhh]b [ 'Ubm'Wc i fgYflg' mc i 'bYYXX' k \]Y'Uh' A i ffUm'GhUhY3**

		FYgdcbgY' DYfWYbh	FYgdcbgY' 7 c i bh
Yes		21.7%	102
Be		+, " i	' * -
		UbgkYfYX'e i Ygh]cb	(+%
		g_]ddYX'e i Ygh]cb	-

### 30. Why did you have trouble getting the course?

		Response Percent	Response Count
The course was not offered the semester I needed it.		39.8%	41
The course was not offered at hours convenient to my work schedule.		7.8%	8
The course was not offered at hours suitable for my school schedule.		29.1%	30
All course sections were closed.		16.5%	17
I was unaware of the prerequisites for the course.		6.8%	7
		<b>answered question</b>	<b>103</b>
		<b>skipped question</b>	<b>377</b>

### 31. Which statement best describes your experience with off-campus coop/internship?

		Response Percent	Response Count
Cannot judge; I did not have one.		54.1%	252
My experience was very valuable.		30.9%	144
My experience was valuable.		12.2%	57
My experience was of little value.		2.1%	10
My experience was of no value.		0.6%	3
		<b>answered question</b>	<b>466</b>
		<b>skipped question</b>	<b>14</b>

### 32. Which statement best describes your experience with on-campus faculty-directed research, scholarly, or creative project?

		Response Percent	Response Count
Cannot judge; I did not have one.		50.5%	235
My experience was very valuable.		21.1%	98
My experience was valuable.		23.4%	109
My experience was of little value.		3.7%	17
My experience was of no value.		1.3%	6
<b>answered question</b>			<b>465</b>
<b>skipped question</b>			<b>15</b>

### 33. Which statement best describes your experience with academic advising in your major/area?

		Response Percent	Response Count
Cannot judge; I did not make use of the opportunity.		1.3%	6
I was satisfied with information my adviser provided.		83.0%	387
Advice was inaccurate, incomplete, or misleading.		14.2%	66
My adviser was not available.		1.5%	7
<b>answered question</b>			<b>466</b>
<b>skipped question</b>			<b>14</b>

**Table 1: Student Satisfaction with Faculty and Instruction**

	Percentage of respondents	Number of respondents	Percentage of respondents	Number of respondents	Mean score	Number of respondents		
34. Class size relative to type of course	47.6%	(216)	1.1%	(5)	0.0%	(0)	3.50	454
35. Out-of-class availability of faculty	37.7%	(171)	3.5%	(16)	0.4%	(2)	3.33	453
36. Effectiveness of your high school preparation for college work	26.0%	(118)	18.5%	(84)	6.8%	(31)	2.94	453
37. Fairness of faculty in their treatment of individual students	35.8%	(162)	8.0%	(36)	1.3%	(6)	3.25	452
38. Overall quality of instruction at Murray State	37.6%	(169)	2.7%	(12)	1.3%	(6)	3.32	450
39. Quality of instruction in University Studies (General Education) courses	26.4%	(119)	10.6%	(48)	1.3%	(6)	3.13	451
40. Quality of instruction in your major	37.4%	(169)	4.9%	(22)	1.5%	(7)	3.48	452
41. Clarity of program objectives in your major	45.3%	(206)	6.6%	(30)	1.1%	(5)	3.38	455
42. Intellectual challenge of the academic program	42.8%	(194)	5.1%	(23)	1.1%	(5)	3.36	453
43. Encouragement and information from your major department for employment after graduation	39.2%	(177)	13.3%	(60)	3.3%	(15)	3.19	451
44. Availability of opportunities to engage in a faculty-mentored research, scholarly, or creative project in your area of study/interest	27.7%	(125)	16.4%	(74)	2.7%	(12)	3.06	451
45. Library hours	33.1%	(147)	7.2%	(32)	2.7%	(12)	3.20	444
46. Effectiveness of library personnel in meeting your information needs	33.1%	(147)	6.3%	(28)	1.4%	(6)	3.24	444

47. Access to on-hand or electronic library resources	34.4% (154)	<b>54.7% (245)</b>	8.5% (38)	2.5% (11)	3.21	448
48. Computer, individual and group work spaces available within University Libraries (Waterfield, Pogue and Overby)	28.4% (126)	<b>52.1% (231)</b>	13.8% (61)	5.6% (25)	3.03	443
<b>answered question</b>						<b>455</b>
<b>skipped question</b>						<b>25</b>

**Questions 49-55 University Studies is designed to offer you a broad base of skills and knowledge and to prepare you for upper division study. Please indicate how effective University Studies at Murray State was in helping you achieve these goals.**

	<b>Very effective</b>	<b>Effective</b>	<b>Ineffective</b>	<b>Very ineffective</b>	<b>Rating Average</b>	<b>Rating Count</b>
49. Writing skills	28.0% (125)	<b>62.9% (281)</b>	7.8% (35)	1.3% (6)	3.17	447
50. Speaking skills	30.9% (138)	<b>61.3% (274)</b>	6.0% (27)	1.8% (8)	3.21	447
51. Critical thinking skills	32.5% (145)	<b>59.0% (263)</b>	7.0% (31)	1.6% (7)	3.22	446
52. Technology skills/computer skills	25.4% (113)	<b>61.8% (275)</b>	10.1% (45)	2.7% (12)	3.10	445
53. General knowledge in the liberal arts and sciences	25.3% (113)	<b>63.0% (281)</b>	9.2% (41)	2.5% (11)	3.11	446
54. International perspectives	21.9% (97)	<b>61.4% (272)</b>	12.4% (55)	4.3% (19)	3.01	443
55. Stimulation of interest in areas outside your chosen field of study	24.9% (110)	<b>59.3% (262)</b>	12.0% (53)	3.8% (17)	3.05	442
<b>answered question</b>						<b>449</b>
<b>skipped question</b>						<b>31</b>



**Questions 56-89 For each of these services, activities or programs that you used, please indicate the extent to which you were satisfied that they met your needs. For those that you did not use, mark the "Did Not Use" option.**

	Very satisfied	Satisfied	Dissatisfied	Very dissatisfied	Did Not Use	Rating Average	Rating Count
56. African-American/Multicultural Student Services	3.0% (13)	8.6% (37)	1.2% (5)	1.2% (5)	<b>86.0% (369)</b>	2.97	429
57. Blackboard/Canvas	22.8% (99)	<b>63.4% (276)</b>	10.1% (44)	3.0% (13)	0.7% (3)	3.07	435
58. Career Services Office	17.4% (75)	33.5% (144)	3.7% (16)	0.9% (4)	<b>44.4% (191)</b>	3.21	430
59. Cultural programming and activities	6.0% (26)	18.4% (79)	2.3% (10)	0.5% (2)	<b>72.8% (313)</b>	3.10	430
60. Degree audit (MAP report)	20.9% (90)	<b>58.2% (251)</b>	13.5% (58)	5.8% (25)	1.6% (7)	2.96	431
61. Financial Aid Office customer service	14.1% (61)	<b>44.6% (193)</b>	14.3% (62)	6.9% (30)	20.1% (87)	2.82	433
62. Dining Services	12.8% (55)	<b>46.5% (200)</b>	10.9% (47)	2.8% (12)	27.0% (116)	2.95	430
63. Graduation Office	12.8% (55)	<b>50.6% (217)</b>	6.5% (28)	1.4% (6)	28.7% (123)	3.05	429
64. Greek life and activities	15.1% (65)	13.3% (57)	2.6% (11)	2.1% (9)	<b>67.0% (288)</b>	3.25	430
65. Health Services	17.2% (74)	33.7% (145)	6.7% (29)	3.5% (15)	<b>38.8% (167)</b>	3.06	430
66. Honor Societies/Departmental Clubs/Special Interest Organizations	14.0% (60)	34.0% (146)	2.3% (10)	0.9% (4)	<b>48.8% (210)</b>	3.19	430
67. International programs and activities	9.2% (39)	15.3% (65)	1.2% (5)	0.5% (2)	<b>73.9% (315)</b>	3.27	426
68. International student support services	6.1% (26)	8.7% (37)	1.4% (6)	0.7% (3)	<b>83.1% (355)</b>	3.19	427
69. Internet and wireless access for studv and research needs	21.3% (92)	<b>50.9%</b>	11.3% (49)	3.7% (16)	12.7% (55)	3.03	432






70. Intramural Sports and Recreation	14.0% (60)	24.5% (105)	1.9% (8)	0.9% (4)	) , " + I fl & ) & L	3.25	429
71. LGBT programs	3.1% (13)	8.5% (36)	1.6% (7)	0.5% (2)	, * " ( I fl ' * , L	3.03	426
72. Lowry Center/Developmental courses and tutoring	5.6% (24)	12.9% (55)	1.9% (8)	1.2% (5)	+ , " ( I fl ' ' ' L	3.07	425
73. Library	22.2% (95)	) ( ' , I fl & ' ( L	7.3% (31)	2.1% (9)	13.6% (58)	3.12	427
74. MSU web site	25.8% (111)	* ( ' + I fl & + , L	4.9% (21)	1.6% (7)	3.0% (13)	3.18	430
75. NCAA Sports	14.8% (63)	27.2% (116)	2.6% (11)	0.9% (4)	) ( ' ) I fl & ' & L	3.23	426
76. Online courses that are not Blackboard or Canvas	8.2% (35)	20.3% (87)	3.5% (15)	1.6% (7)	* * * ( I fl & , ) L	3.04	429
77. Public Safety/Security Services	14.0% (59)	' - " * I fl % * + L	6.4% (27)	2.6% (11)	37.4% (158)	3.04	422
78. Registration through myGate	28.7% (123)	* \$ ' ( I fl & ) - L	7.0% (30)	1.2% (5)	2.8% (12)	3.20	429
79. Residential College programming and activities	14.1% (60)	32.9% (140)	4.7% (20)	2.6% (11)	( ) ' , I fl % - ) L	3.08	426
80. Scholarships/grants/student employment	24.5% (105)	( ' ' + I fl % , + L	10.0% (43)	3.7% (16)	18.0% (77)	3.09	428
81. Services for non-traditional students	8.1% (35)	13.0% (56)	3.7% (16)	3.7% (16)	+ % " ) I fl ' \$ - L	2.89	432
82. Services for Students with Learning Disabilities (SSLD)	6.8% (29)	8.4% (36)	0.7% (3)	0.7% (3)	, ' ' ( I fl ' ) * L	3.28	427
83. Transcript requests	16.4% (70)	( ) % " I fl % - ' L	5.6% (24)	2.6% (11)	30.4% (130)	3.08	428
84. Student Support Services (SSS)	8.0% (34)	12.4% (53)	1.2% (5)	0.9% (4)	+ + " ) I fl ' ' \$ L	3.22	426
85. Transfer Center	11.2% (48)	22.9% (98)	7.0% (30)	2.8% (12)	) * % " I fl & ( \$ L	2.97	428
86. University Counseling Services	5.9% (25)	12.2% (52)	1.9% (8)	1.4% (6)	+ , " + I fl ' ' * L	3.05	427

87. Veteran Services	4.5% (19)	7.6% (32)	0.9% (4)	0.5% (2)	<b>86.5%</b> <b>(366)</b>	3.19	423
88. Wellness Center	33.3% (143)	<b>35.9%</b> <b>(154)</b>	1.6% (7)	0.9% (4)	28.2% (121)	3.42	429
89. Women's Center	5.6% (24)	10.3% (44)	0.9% (4)	0.7% (3)	<b>82.4%</b> <b>(352)</b>	3.19	427
<b>answered question</b>							<b>437</b>
<b>skipped question</b>							<b>43</b>





### 90. To what extent did you participate in Residential College activities?

		Response Percent	Response Count
<b>Did not participate</b>		<b>52.8%</b>	<b>230</b>
Frequently		11.2%	49
Occasionally		17.9%	78
Seldom		18.1%	79
<b>answered question</b>			<b>436</b>
<b>skipped question</b>			<b>44</b>

91. Wh]W\`d\`fUgY`VYgh`XYgWf]VYg`mc i f`cd]b]cb`cZ`FYg]XYbh]U`7c`Y[Yg3

		FYgdcbgY` DYfWYbh	FYgdcbgY` 7c i bh
Bch`ZUa`]Uf`k]h\`FYg]XYbh]U` 7c`Y[Yg		(\$"( i	%+*
Very positive		15.8%	69
Positive		35.1%	153
Negative		6.7%	29
Very negative		2.1%	9
		UbgkYfYX`e i Ygh]cb	('*
		g_]ddYX`e i Ygh]cb	((

-&""K\Yb`mc i`[fUXiUhY`\c k`a Ubm`h]a Yg`k]``mc i`\UjY`gh i X]YX`UVfcUX`X i f]b[`  
mc i f i b]jYfg]hm`WUfYYf3

		FYgdcbgY` DYfWYbh	FYgdcbgY` 7c i bh
BcbY		+-% i	'()
One		16.3%	71
Two		3.7%	16
Three or more		0.9%	4
		UbgkYfYX`e i Ygh]cb	('*
		g_]ddYX`e i Ygh]cb	((

**Questions 93-102 The University has formulated ten desired "Characteristics of the Murray State University Graduate." Please indicate how effective your MSU experience was in enhancing your abilities in each area.**







	<b>Very effective</b>	<b>Effective</b>	<b>Ineffective</b>	<b>Very ineffective</b>	<b>Rating Average</b>	<b>Rating Count</b>
93. Engage in mature, independent and creative thought and express that thought effectively in oral and written communication;	41.1% (171)	<b>52.4% (218)</b>	5.0% (21)	1.4% (6)	3.33	416
94. Understand and apply the critical and scientific methodologies that academic disciplines employ to discover knowledge and ascertain its validity;	35.7% (148)	<b>53.4% (221)</b>	9.9% (41)	1.0% (4)	3.24	414
95. Apply sound standards of information gathering, analysis and evaluation to reach logical decisions;	39.3% (161)	<b>53.4% (219)</b>	6.6% (27)	0.7% (3)	3.31	410
96. Understand the roles and applications of science and technology in the solution of the problems of a changing world;	35.1% (145)	<b>53.3% (220)</b>	10.2% (42)	1.5% (6)	3.22	413
97. Demonstrate a critical understanding of the world's historical, literary, philosophical and artistic traditions;	30.3% (125)	<b>56.2% (232)</b>	11.1% (46)	2.4% (10)	3.14	413
98. Understand the dynamics of cultural diversity, of competing economic and political systems, and of complex moral and ethical issues;	36.4% (151)	<b>54.2% (225)</b>	7.5% (31)	1.9% (8)	3.25	415
99. Understand the nature of and engage in ethical behavior and responsible citizenship;	41.3% (171)	<b>51.4% (213)</b>	5.8% (24)	1.4% (6)	3.33	414
100. Understand the importance of the behaviors necessary to maintain a healthy lifestyle;	36.2% (149)	<b>50.2% (207)</b>	11.7% (48)	1.9% (8)	3.21	412
101. Demonstrate mastery of a chosen field of study;	43.3% (179)	<b>48.4% (200)</b>	7.7% (32)	0.5% (2)	3.35	413

102. Value intellectual pursuit and continuous learning in a changing world.	45.0% (185)	(-)** i' f&\$(\$L	4.1% (17)	1.2% (5)	3.38	411	
						UbgkYfYX'e i Ygh]cb	(%*
						g_]ddYX'e i Ygh]cb	* (









**%"\$' " K \Uh'Xc'mc i 'YIdYWh'hc'Xc'UZhYf'mc i ' [fUX i UhY3**

		FYgdcbgY' DYfWYbh	FYgdcbgY' 7 c i bh				
I am unsure of my immediate plans.		6.4%	27				
= 'k]'''cc_'zcf'U'^cV"		(, " * i	&\$*				
I will continue working in the position I now have.		7.3%	31				
I will work at a position I recently accepted.		10.6%	45				
I will do additional undergraduate work.		0.5%	2				
I will go to graduate school.		21.9%	93				
I will go to law school.		1.2%	5				
I will go to medical school.		1.2%	5				
I will go to other professional school.		2.4%	10				
I will not work or attend school.		0.0%	0				
						UbgkYfYX'e i Ygh]cb	(&(
						g_]ddYX'e i Ygh]cb	)*

### 104. If you are already employed, how closely related is your job to your field of study?

		Response Percent	Response Count
Extremely close		21.2%	89
Somewhat close		13.6%	57
Somewhat different		5.7%	24
Extremely different		13.6%	57
I cannot determine		0.7%	3
<b>Does not apply</b>		<b>45.1%</b>	<b>189</b>
<b>answered question</b>			<b>419</b>
<b>skipped question</b>			<b>61</b>

### 105. If you intend to work full-time, what do you expect your salary to be?

		Response Percent	Response Count
Above \$75,000		3.3%	14
\$65,000 - \$75,000		4.5%	19
\$55,000 - \$64,999		9.0%	38
\$45,000 - \$54,999		15.7%	66
<b>\$35,000 - \$44,999</b>		<b>26.1%</b>	<b>110</b>
\$25,000 - \$34,999		20.0%	84
Below \$25,000		4.5%	19
Does not apply		16.9%	71
<b>answered question</b>			<b>421</b>
<b>skipped question</b>			<b>59</b>

Percentage of respondents who attended college in Kentucky

		FYgdcbgY' DYfWYbh	FYgdcbgY' 7 c i bh
Murray State University		27.9%	117
University/College in Kentucky		14.6%	61
University/College outside Kentucky		23.9%	100
8 cYg' bch' Udd`m		34.6%	141
		UbgkYfYX' e i Ygh]cb	(%-
		g_]ddYX' e i Ygh]cb	*%

Percentage of respondents who agree or disagree with the statement

		FYgdcbgY' DYfWYbh	FYgdcbgY' 7 c i bh
Ghfcbl`m`U[fYY		37.2%	157
Agree		2.8%	12
Disagree		3.1%	13
Strongly disagree		56.9%	234
		UbgkYfYX' e i Ygh]cb	(&&
		g_]ddYX' e i Ygh]cb	),