

## 1. 1. Graduation Date



### Month

	May	August	December	Response Count
Please select the month and year that you plan to graduate:	100.0% (8)	0.0% (0)	0.0% (0)	8


### Year

	2012	2013	2014	2015	2016	2017	2018	2019	2020	Response Count
Please select the month and year that you plan to graduate:	0.0% (0)	0.0% (0)	0.0% (0)	25.0% (2)	75.0% (6)	0.0% (0)	0.0% (0)	0.0% (0)	0.0% (0)	8
answered question										8
skipped question										0


## 2. 2. Gender

		Response Percent	Response Count
Female		50.0%	4
Male		50.0%	4
answered question			8
skipped question			0


### 3. 3. Ethnic Background

		Response Percent	Response Count
White		100.0%	8
Black/African-American		0.0%	0
Asian		0.0%	0
Hispanic/Latino		0.0%	0
American Indian/Alaskan Native		0.0%	0
Native Hawaiian/Other Pacific Islander		0.0%	0
Two or more races		0.0%	0
answered question			8
skipped question			0

### 4. 4. Are you a U.S. citizen?

		Response Percent	Response Count
Yes		100.0%	8
No		0.0%	0
answered question			8
skipped question			0

## 5. 5. What is your residency classification at MSU?


		Response Percent	Response Count
In-state		100.0%	8
Out-of-state		0.0%	0
International		0.0%	0
answered question			8
skipped question			0

### 5. 5. What is your residency classification at MSU?



answered question 8

skipped question 0



### 6. 6. Age

		Response Percent	Response Count
24 or younger		100.0%	8
25-34		0.0%	0
35-44		0.0%	0
45 or older		0.0%	0
answered question			8
skipped question			0



### 7. 7. Has either of your parents received a bachelor's degree?

		Response Percent	Response Count
Yes		87.5%	7
No		12.5%	1
answered question			8
skipped question			0


### 8. 8. Has either of your parents received a degree from MSU?

		Response Percent	Response Count
Yes		50.0%	4
No		50.0%	4
answered question			8
skipped question			0


### 9. 9. What was your original entry status to MSU?

		Response Percent	Response Count
Freshman		87.5%	7
Transfer from community college/technical school		12.5%	1
Transfer from 4-yr institution		0.0%	0
answered question			8
skipped question			0


### 10. 10. How many credits were transferred?

		Response Percent	Response Count
12 or fewer		0.0%	0
13-30		0.0%	0
31-60		0.0%	0
Over 60		100.0%	1
answered question			1
skipped question			7






**11. 11. Approximately what percent of your University Studies (general education) classes did you take at MSU?**

		Response Percent	Response Count
Under 25%		100.0%	1
25-49%		0.0%	0
50-74%		0.0%	0
75-100%		0.0%	0
answered question			1
skipped question			7

**12. 12. What has been your attendance status at MSU?**

		Response Percent	Response Count
Primarily full-time		100.0%	8
Primarily part-time		0.0%	0
answered question			8
skipped question			0

### 13. 13. In which Residential College are you a member?

		Response Percent	Response Count
Do not know		0.0%	0
Clark College		25.0%	2
Elizabeth College		12.5%	1
Franklin-Springer Colleges		0.0%	0
Hart College		0.0%	0
Hester College		12.5%	1
Regents College		0.0%	0
Richmond College		12.5%	1
White College		37.5%	3
answered question			8
skipped question			0

### 13. 13. In which Residential College are you a member?

answered question 8

skipped question 0

### 14. 14. Have you ever received any type of Financial Aid while at MSU? (scholarships, grants, work-study, etc.)

Response  
Percent Response  
Count

Yes  87.5% 7

No  12.5% 1

answered question 8

skipped question 0

### 15. 15. How many years will it take you to complete your degree from the point of your initial enrollment in college (including any time at a previous institution)?

Response  
Percent Response  
Count

Two 0.0% 0

Three  12.5% 1

Four  50.0% 4

Five  37.5% 3

Six 0.0% 0




More than six 0.0% 0

answered question 8



skipped question 0



## 16. 16. In what range does your grade point average fall?

		Response Percent	Response Count
Less than 2.00		0.0%	0
2.00-2.50		0.0%	0
2.51-3.00		12.5%	1
3.01-3.50		25.0%	2
3.51-4.00		62.5%	5
answered question			8
skipped question			0

**17. 17. Please identify the program/major in which you are earning a degree. If you have a double major, check both of your majors. (Note: Liberal Arts and Integrated Studies Students, check Liberal Arts or Integrated Studies. Do not check your field of study as a major.)**

		Response Percent	Response Count
Accounting		0.0%	0
Advertising		0.0%	0
Agricultural Science & Technology (associate's)		0.0%	0
Agricultural Science (bachelor's)		0.0%	0
Animal Technology/Animal-Equine		0.0%	0
Animal Technology/Vet Tech, Pre-Vet		0.0%	0
Applied Physics		0.0%	0
Art		0.0%	0
Athletic Training		0.0%	0
Biology		12.5%	1
Business Administration (associate's)		0.0%	0
Business Administration (bachelor's)		0.0%	0
Career & Technical Education (associate's)		0.0%	0
Career & Technical Education (bachelor's)		0.0%	0
Chemistry		100.0%	8
Civil Engineering Technology (associate's)		0.0%	0
answered question			8
skipped question			0

**17. 17. Please identify the program/major in which you are earning a degree. If you have a double major, check both of your majors. (Note: Liberal Arts and Integrated Studies Students, check Liberal Arts or Integrated Studies. Do not check your field of study as a major.)**

Civil Engineering Technology (bachelor's)	0.0%	0
Communication Disorders	0.0%	0
Community Health	0.0%	0
Computer Information Systems	0.0%	0
Computer Science	0.0%	0
Creative Writing (BFA)	0.0%	0
Criminal Justice	0.0%	0
Economics	0.0%	0
Electromechanical Engineering Technology	0.0%	0
Elementary School Education	0.0%	0
Engineering Graphics & Design	0.0%	0
Engineering Physics	0.0%	0
English	0.0%	0
English Education (TESOL)	0.0%	0
Exercise Science	0.0%	0
Finance	0.0%	0
French	0.0%	0
General Studies (associate's)	0.0%	0
Geosciences	0.0%	0
German	0.0%	0
<b>answered question</b>		<b>8</b>
<b>skipped question</b>		<b>0</b>

**17. 17. Please identify the program/major in which you are earning a degree. If you have a double major, check both of your majors. (Note: Liberal Arts and Integrated Studies Students, check Liberal Arts or Integrated Studies. Do not check your field of study as a major.)**

Graphic Communications Media	0.0%	0
Health & Physical Education	0.0%	0
Health Information Administration	0.0%	0
History	0.0%	0
Industrial Technology (associate's)	0.0%	0
Integrated Studies (BIS)	0.0%	0
Interdisciplinary Early Childhood Education	0.0%	0
Interior Design	0.0%	0
International Business	0.0%	0
International Studies	0.0%	0
Japanese	0.0%	0
Journalism	0.0%	0
Learning & Behavior Disorders	0.0%	0
Liberal Arts	0.0%	0
Logistics & Supply Chain Management	0.0%	0
Management	0.0%	0
Manufacturing Technology	0.0%	0
Marketing	0.0%	0
Mathematics	0.0%	0
<b>answered question</b>		<b>8</b>
<b>skipped question</b>		<b>0</b>



**17. 17. Please identify the program/major in which you are earning a degree. If you have a double major, check both of your majors. (Note: Liberal Arts and Integrated Studies Students, check Liberal Arts or Integrated Studies. Do not check your field of study as a major.)**

Middle School Education	0.0%	0
Music	0.0%	0
Music Business	0.0%	0
Nonprofit Leadership Studies	0.0%	0
Nursing	0.0%	0
Nursing/RN to BSN	0.0%	0
Nutrition, Dietetics, & Food Mgmt	0.0%	0
Occupational Safety and Health	0.0%	0
Organizational Communication	0.0%	0
Philosophy	0.0%	0
Physics	0.0%	0
Political Science	0.0%	0
Psychology	0.0%	0
Public Administration	0.0%	0
Public Relations	0.0%	0
Recreation & Leisure Services	0.0%	0
Social Work	0.0%	0
Sociology	0.0%	0
Spanish	0.0%	0
Telecommunications Systems Mgmt	0.0%	0
<b>answered question</b>		<b>8</b>
<b>skipped question</b>		<b>0</b>




**17. 17. Please identify the program/major in which you are earning a degree. If you have a double major, check both of your majors. (Note: Liberal Arts and Integrated Studies Students, check Liberal Arts or Integrated Studies. Do not check your field of study as a major.)**

Television Production	0.0%	0
Theatre	0.0%	0
Wildlife & Conservation Biology	0.0%	0
answered question		8
skipped question		0

**18. 20. What is the highest degree you eventually hope to receive?**

		Response Percent	Response Count
Associate		0.0%	0
Baccalaureate		0.0%	0
Graduate		37.5%	3
Professional		62.5%	5
answered question			8
skipped question			0






## 19. 21. Which best describes your situation?

		Response Percent	Response Count
Did not change major/area		62.5%	5
Did not initially declare major/area		12.5%	1
Changed major/area		25.0%	2
		<b>answered question</b>	<b>8</b>
		<b>skipped question</b>	<b>0</b>


### 19. 21. Which best describes your situation?

answered question	8
skipped question	0

### 20. 22. While school was in session during the past year, how many hours per week, on average, did you work for pay?

		Response Percent	Response Count
Did not work		12.5%	1
Worked 1-10 hrs		25.0%	2
<b>Worked 11-20 hrs</b>		<b>37.5%</b>	<b>3</b>
Worked 21-30 hrs		0.0%	0
Worked 31-40 hrs		12.5%	1
Worked over 40 hrs		12.5%	1
answered question			8
skipped question			0

### 21. 23. For the most part, were classes offered at times convenient to you?

		Response Percent	Response Count
Yes		100.0%	8
No		0.0%	0
answered question			8
skipped question			0





## 22. 24. What time would you have preferred?

	Response Percent	Response Count
Late afternoon	0.0%	0
Evening	0.0%	0
Weekend	0.0%	0
During the day	0.0%	0
Online	0.0%	0
answered question		0
skipped question		8



## 23. 25. Which best describes the location where you completed the majority of your courses?

	Response Percent	Response Count
Murray	100.0%	8
Paducah	0.0%	0
Ft. Campbell	0.0%	0
Madisonville	0.0%	0
Hopkinsville	0.0%	0
Henderson	0.0%	0
Online	0.0%	0
Other (please specify)	0.0%	0
answered question		8
skipped question		0




#### 24. 26. Did you take any online courses while at Murray State?

		Response Percent	Response Count
Yes		62.5%	5
No		37.5%	3
answered question			8
skipped question			0

#### 25. 27. Did it take you an extra semester or more to complete degree requirements at Murray State?

		Response Percent	Response Count
Yes		25.0%	2
No		75.0%	6
answered question			8
skipped question			0



## 26. 28. Why did it take you an extra semester or more?

		Response Percent	Response Count
Work obligation limited my enrollment.		50.0%	1
Family obligations limited my enrollment.		0.0%	0
Tuition and other costs of attendance limited my enrollment.		0.0%	0
A decision to change majors added to my requirements.		50.0%	1
A required course or courses were not offered.		50.0%	1
Credits were lost transferring to Murray State.		0.0%	0
Other (please specify)		0.0%	0
answered question			2
skipped question			6


## 26. 28. Why did it take you an extra semester or more?

answered question	2
skipped question	6

## 27. 29. Did you have trouble getting any course(s) you needed while at Murray State?

		Response Percent	Response Count
Yes		25.0%	2
No		75.0%	6
answered question			8
skipped question			0

## 28. 30. Why did you have trouble getting the course?

		Response Percent	Response Count
The course was not offered the semester I needed it.		100.0%	2
The course was not offered at hours convenient to my work schedule.		0.0%	0
The course was not offered at hours suitable for my school schedule.		0.0%	0
All course sections were closed.		0.0%	0
I was unaware of the prerequisites for the course.		0.0%	0
answered question			2
skipped question			6




### 29. 31. Which statement best describes your experience with off-campus coop/internship?

		Response Percent	Response Count
Cannot judge; I did not have one.		75.0%	6
My experience was very valuable.		25.0%	2
My experience was valuable.		0.0%	0
My experience was of little value.		0.0%	0
My experience was of no value.		0.0%	0
answered question			8
skipped question			0

### 30. 32. Which statement best describes your experience with on-campus faculty-directed research, scholarly, or creative project?

		Response Percent	Response Count
Cannot judge; I did not have one.		12.5%	1
My experience was very valuable.		50.0%	4
My experience was valuable.		37.5%	3
My experience was of little value.		0.0%	0
My experience was of no value.		0.0%	0
answered question			8
skipped question			0

### 31. 33. Which statement best describes your experience with academic advising in your major/area?

		Response Percent	Response Count
Cannot judge; I did not make use of the opportunity.		0.0%	0
I was satisfied with information my adviser provided.		75.0%	6
Advice was inaccurate, incomplete, or misleading.		12.5%	1
My adviser was not available.		12.5%	1
answered question			8
skipped question			0

**31. 33. Which statement best describes your experience with academic advising in your major/area?**

**answered question 8**

**skipped question 0**

**32. Questions 34-48 For each of these items, indicate the extent to which you were satisfied.**

	Very satisfied	Satisfied	Dissatisfied	Very dissatisfied	Rating Average	Rating Count
34. Class size relative to type of course	<b>62.5% (5)</b>	37.5% (3)	0.0% (0)	0.0% (0)	3.63	8
35. Out-of-class availability of faculty	37.5% (3)	<b>62.5% (5)</b>	0.0% (0)	0.0% (0)	3.38	8
36. Effectiveness of your high school preparation for college work	<b>62.5% (5)</b>	37.5% (3)	0.0% (0)	0.0% (0)	3.63	8
37. Fairness of faculty in their treatment of individual students	<b>50.0% (4)</b>	<b>50.0% (4)</b>	0.0% (0)	0.0% (0)	3.50	8
38. Overall quality of instruction at Murray State	<b>50.0% (4)</b>	<b>50.0% (4)</b>	0.0% (0)	0.0% (0)	3.50	8
39. Quality of instruction in University Studies (General Education) courses	37.5% (3)	<b>50.0% (4)</b>	12.5% (1)	0.0% (0)	3.25	8
40. Quality of instruction in your major	<b>75.0% (6)</b>	25.0% (2)	0.0% (0)	0.0% (0)	3.75	8
41. Clarity of program objectives in your major	<b>75.0% (6)</b>	25.0% (2)	0.0% (0)	0.0% (0)	3.75	8
42. Intellectual challenge of the academic program	<b>75.0% (6)</b>	25.0% (2)	0.0% (0)	0.0% (0)	3.75	8
43. Encouragement and information from your major department for employment after graduation	<b>50.0% (4)</b>	37.5% (3)	12.5% (1)	0.0% (0)	3.38	8
44. Availability of opportunities to engage in a faculty-mentored research, scholarly, or creative project in your area of study/interest	<b>62.5% (5)</b>	25.0% (2)	12.5% (1)	0.0% (0)	3.50	8
45. Library hours	<b>50.0% (4)</b>	<b>50.0% (4)</b>	0.0% (0)	0.0% (0)	3.50	8
<b>answered question</b>						<b>8</b>
<b>skipped question</b>						<b>0</b>



**32. Questions 34-48 For each of these items, indicate the extent to which you were satisfied.**

46 Effectiveness of library personnel in meeting your information needs	37.5% (3)	<b>50.0% (4)</b>	12.5% (1)	0.0% (0)	3.25	8
47. Access to on-hand or electronic library resources	37.5% (3)	<b>50.0% (4)</b>	12.5% (1)	0.0% (0)	3.25	8
48. Computer, individual and group work spaces available within University Libraries (Waterfield, Pogue and Overby)	37.5% (3)	<b>50.0% (4)</b>	12.5% (1)	0.0% (0)	3.25	8
					<b>answered question</b>	<b>8</b>
					<b>skipped question</b>	<b>0</b>

**33. Questions 49-55 University Studies is designed to offer you a broad base of skills and knowledge and to prepare you for upper division study. Please indicate how effective University Studies at Murray State was in helping you achieve these goals.**

	<b>Very effective</b>	<b>Effective</b>	<b>Ineffective</b>	<b>Very ineffective</b>	<b>Rating Average</b>	<b>Rating Count</b>
49. Writing skills	25.0% (2)	<b>62.5% (5)</b>	12.5% (1)	0.0% (0)	3.13	8
50. Speaking skills	12.5% (1)	<b>75.0% (6)</b>	12.5% (1)	0.0% (0)	3.00	8
51. Critical thinking skills	25.0% (2)	<b>62.5% (5)</b>	12.5% (1)	0.0% (0)	3.13	8
52. Technology skills/computer skills	0.0% (0)	<b>62.5% (5)</b>	37.5% (3)	0.0% (0)	2.63	8
53. General knowledge in the liberal arts and sciences	0.0% (0)	<b>75.0% (6)</b>	25.0% (2)	0.0% (0)	2.75	8
54. International perspectives	0.0% (0)	<b>62.5% (5)</b>	37.5% (3)	0.0% (0)	2.63	8
55. Stimulation of interest in areas outside your chosen field of study	0.0% (0)	<b>75.0% (6)</b>	25.0% (2)	0.0% (0)	2.75	8
					<b>answered question</b>	<b>8</b>
					<b>skipped question</b>	<b>0</b>

**34. Questions 56-89**For each of these services, activities or programs that you used, please indicate the extent to which you were satisfied that they met your needs. For those that you did not use, mark the "Did Not Use" option.

	Very satisfied	Satisfied	Dissatisfied	Very dissatisfied	Did Not Use	Rating Average	Rating Count
56. African-American/Multicultural Student Services	12.5% (1)	12.5% (1)	0.0% (0)	0.0% (0)	<b>75.0% (6)</b>	3.50	8
57. Blackboard/Canvas	37.5% (3)	<b>62.5% (5)</b>	0.0% (0)	0.0% (0)	0.0% (0)	3.38	8
58. Career Services Office	12.5% (1)	25.0% (2)	12.5% (1)	0.0% (0)	<b>50.0% (4)</b>	3.00	8
59. Cultural programming and activities	12.5% (1)	12.5% (1)	12.5% (1)	0.0% (0)	<b>62.5% (5)</b>	3.00	8
60. Degree audit (MAP report)	<b>62.5% (5)</b>	25.0% (2)	0.0% (0)	0.0% (0)	12.5% (1)	3.71	8
61. Financial Aid Office customer service	<b>37.5% (3)</b>	25.0% (2)	12.5% (1)	0.0% (0)	25.0% (2)	3.33	8
62. Dining Services	12.5% (1)	<b>75.0% (6)</b>	12.5% (1)	0.0% (0)	0.0% (0)	3.00	8
63. Graduation Office	14.3% (1)	<b>42.9% (3)</b>	14.3% (1)	0.0% (0)	28.6% (2)	3.00	7
64. Greek life and activities	12.5% (1)	12.5% (1)	12.5% (1)	0.0% (0)	<b>62.5% (5)</b>	3.00	8
65. Health Services	25.0% (2)	12.5% (1)	25.0% (2)	0.0% (0)	<b>37.5% (3)</b>	3.00	8
66. Honor Societies/Departmental Clubs/Special Interest Organizations	12.5% (1)	<b>37.5% (3)</b>	0.0% (0)	12.5% (1)	<b>37.5% (3)</b>	2.80	8
67. International programs and activities	25.0% (2)	25.0% (2)	0.0% (0)	0.0% (0)	<b>50.0% (4)</b>	3.50	8
answered question							<b>8</b>
skipped question							<b>0</b>



**34. Questions 56-89**For each of these services, activities or programs that you used, please indicate the extent to which you were satisfied that they met your needs. For those that you did not use, mark the "Did Not Use" option.

68. International student support services	12.5% (1)	12.5% (1)	0.0% (0)	0.0% (0)	<b>75.0% (6)</b>	3.50	8
69. Internet and wireless access for study and research needs	<b>50.0% (4)</b>	37.5% (3)	12.5% (1)	0.0% (0)	0.0% (0)	3.38	8
70. Intramural Sports and Recreation	25.0% (2)	25.0% (2)	0.0% (0)	0.0% (0)	<b>50.0% (4)</b>	3.50	8
71. LGBT programs	12.5% (1)	0.0% (0)	0.0% (0)	0.0% (0)	<b>87.5% (7)</b>	4.00	8
72. Lowry Center/Developmental courses and tutoring	12.5% (1)	0.0% (0)	0.0% (0)	0.0% (0)	<b>87.5% (7)</b>	4.00	8
73. Library	12.5% (1)	<b>75.0% (6)</b>	0.0% (0)	12.5% (1)	0.0% (0)	2.88	8
74. MSU web site	12.5% (1)	<b>75.0% (6)</b>	12.5% (1)	0.0% (0)	0.0% (0)	3.00	8
75. NCAA Sports	25.0% (2)	12.5% (1)	0.0% (0)	0.0% (0)	<b>62.5% (5)</b>	3.67	8
76. Online courses that are not Blackboard or Canvas	12.5% (1)	0.0% (0)	0.0% (0)	12.5% (1)	<b>75.0% (6)</b>	2.50	8
77. Public Safety/Security Services	25.0% (2)	25.0% (2)	0.0% (0)	12.5% (1)	<b>37.5% (3)</b>	3.00	8
78. Registration through myGate	25.0% (2)	<b>50.0% (4)</b>	12.5% (1)	12.5% (1)	0.0% (0)	2.88	8
79. Residential College programming and activities	12.5% (1)	0.0% (0)	0.0% (0)	25.0% (2)	<b>62.5% (5)</b>	2.00	8
80. Scholarships/grants/student employment	25.0% (2)	<b>62.5% (5)</b>	0.0% (0)	0.0% (0)	12.5% (1)	3.29	8
81. Services for non-traditional students	12.5% (1)	0.0% (0)	0.0% (0)	0.0% (0)	<b>87.5% (7)</b>	4.00	8
answered question							<b>8</b>
skipped question							<b>0</b>

**34. Questions 56-89**For each of these services, activities or programs that you used, please indicate the extent to which you were satisfied that they met your needs. For those that you did not use, mark the "Did Not Use" option.

82. Student Disability Services (SDS)	12.5% (1)	0.0% (0)	0.0% (0)	0.0% (0)	<b>87.5% (7)</b>	4.00	8
83. Transcript requests	37.5% (3)	<b>50.0% (4)</b>	12.5% (1)	0.0% (0)	0.0% (0)	3.25	8
84. Student Support Services (SSS)	12.5% (1)	25.0% (2)	0.0% (0)	0.0% (0)	<b>62.5% (5)</b>	3.33	8
85. Transfer Center	12.5% (1)	12.5% (1)	0.0% (0)	0.0% (0)	<b>75.0% (6)</b>	3.50	8
86. University Counseling Services	12.5% (1)	25.0% (2)	0.0% (0)	0.0% (0)	<b>62.5% (5)</b>	3.33	8
87. Veteran Services	12.5% (1)	12.5% (1)	0.0% (0)	0.0% (0)	<b>75.0% (6)</b>	3.50	8
88. Wellness Center	37.5% (3)	<b>50.0% (4)</b>	0.0% (0)	0.0% (0)	12.5% (1)	3.43	8
89. Women's Center	12.5% (1)	0.0% (0)	0.0% (0)	0.0% (0)	<b>87.5% (7)</b>	4.00	8
answered question							8
skipped question							0




### 35. 90. To what extent did you participate in Residential College activities?

		Response Percent	Response Count
Did not participate		85.7%	6
Frequently		0.0%	0
Occasionally		14.3%	1
Seldom		0.0%	0
answered question			7
skipped question			1



### 35. 90. To what extent did you participate in Residential College activities?

answered question	7
skipped question	1

### 36. 91. Which phrase best describes your opinion of Residential Colleges?

		Response Percent	Response Count
Not familiar with Residential Colleges		25.0%	2
Very positive		0.0%	0
<b>Positive</b>		<b>62.5%</b>	<b>5</b>
Negative		12.5%	1
Very negative		0.0%	0
answered question			8
skipped question			0

### 37. 92. When you graduate how many times will you have studied abroad during your university career?

		Response Percent	Response Count
<b>None</b>		<b>75.0%</b>	<b>6</b>
One		25.0%	2
Two		0.0%	0
Three or more		0.0%	0
answered question			8
skipped question			0

**38. Questions 93-102 The University has formulated ten desired "Characteristics of the Murray State University Graduate." Please indicate how effective your MSU experience was in enhancing your abilities in each area.**





	Very effective	Effective	Ineffective	Very ineffective	Rating Average	Rating Count
93. Engage in mature, independent and creative thought and express that thought effectively in oral and written communication;	50.0% (4)	50.0% (4)	0.0% (0)	0.0% (0)	3.50	8
94. Understand and apply the critical and scientific methodologies that academic disciplines employ to discover knowledge and ascertain its validity;	75.0% (6)	25.0% (2)	0.0% (0)	0.0% (0)	3.75	8
95. Apply sound standards of information gathering, analysis and evaluation to reach logical decisions;	50.0% (4)	50.0% (4)	0.0% (0)	0.0% (0)	3.50	8
96. Understand the roles and applications of science and technology in the solution of the problems of a changing world;	50.0% (4)	50.0% (4)	0.0% (0)	0.0% (0)	3.50	8
97. Demonstrate a critical understanding of the world's historical, literary, philosophical and artistic traditions;	37.5% (3)	25.0% (2)	37.5% (3)	0.0% (0)	3.00	8
98. Understand the dynamics of cultural diversity, of competing economic and political systems, and of complex moral and ethical issues;	37.5% (3)	25.0% (2)	25.0% (2)	12.5% (1)	2.88	8
99. Understand the nature of and engage in ethical behavior and responsible citizenship;	37.5% (3)	50.0% (4)	12.5% (1)	0.0% (0)	3.25	8
answered question						8
skipped question						0

**38. Questions 93-102 The University has formulated ten desired "Characteristics of the Murray State University Graduate." Please indicate how effective your MSU experience was in enhancing your abilities in each area.**

100. Understand the importance of the behaviors necessary to maintain a healthy lifestyle;	<b>37.5% (3)</b>	<b>37.5% (3)</b>	25.0% (2)	0.0% (0)	3.13	8
101. Demonstrate mastery of a chosen field of study;	<b>75.0% (6)</b>	25.0% (2)	0.0% (0)	0.0% (0)	3.75	8
102. Value intellectual pursuit and continuous learning in a changing world.	<b>75.0% (6)</b>	25.0% (2)	0.0% (0)	0.0% (0)	3.75	8
<b>answered question</b>						<b>8</b>
<b>skipped question</b>						<b>0</b>



### 39. 103. What do you expect to do after you graduate?





		Response Percent	Response Count
I am unsure of my immediate plans.		12.5%	1
I will look for a job.		0.0%	0
I will continue working in the position I now have.		0.0%	0
I will work at a position I recently accepted.		0.0%	0
I will do additional undergraduate work.		0.0%	0
I will go to graduate school.		25.0%	2
I will go to law school.		0.0%	0
<b>I will go to medical school.</b>		<b>37.5%</b>	<b>3</b>
I will go to other professional school.		25.0%	2
I will not work or attend school.		0.0%	0
<b>answered question</b>			<b>8</b>
<b>skipped question</b>			<b>0</b>

### 39. 103. What do you expect to do after you graduate?





answered question 8

skipped question 0

### 40. 104. If you are already employed, how closely related is your job to your field of study?

		Response Percent	Response Count
Extremely close		12.5%	1
Somewhat close		12.5%	1
Somewhat different		12.5%	1
Extremely different		0.0%	0
I cannot determine		0.0%	0
Does not apply		62.5%	5
		answered question	8
		skipped question	0




#### 41. 105. If you intend to work full-time, what do you expect your salary to be?

		Response Percent	Response Count
Above \$75,000		12.5%	1
\$65,000 - \$75,000		0.0%	0
\$55,000 - \$64,999		0.0%	0
\$45,000 - \$54,999		12.5%	1
\$35,000 - \$44,999		0.0%	0
\$25,000 - \$34,999		0.0%	0
Below \$25,000		12.5%	1
<b>Does not apply</b>		<b>62.5%</b>	<b>5</b>
		<b>answered question</b>	<b>8</b>
		<b>skipped question</b>	<b>0</b>




#### 41. 105. If you intend to work full-time, what do you expect your salary to be?

answered question	8
skipped question	0

#### 42. 106. If you intend to continue your education, please indicate which statement best describes the institution you will attend.

		Response Percent	Response Count
Murray State University		12.5%	1
University/College in Kentucky		50.0%	4
University/College outside Kentucky		37.5%	3
Does not apply		0.0%	0
answered question			8
skipped question			0

#### 43. 107. "I would recommend Murray State University to a prospective student."

		Response Percent	Response Count
Strongly agree		25.0%	2
Agree		62.5%	5
Disagree		12.5%	1
Strongly disagree		0.0%	0
answered question			8
skipped question			0