

1. 1. Graduation Date



Month

	May	August	December	Response Count
Please select the month and year that you plan to graduate:	100.0% (17)	0.0% (0)	0.0% (0)	17



Year

	2012	2013	2014	2015	2016	2017	2018	2019	2020	Response Count
Please select the month and year that you plan to graduate:	0.0% (0)	0.0% (0)	0.0% (0)	35.3% (6)	64.7% (11)	0.0% (0)	0.0% (0)	0.0% (0)	0.0% (0)	17
answered question										17
skipped question										0



2. 2. Gender

		Response Percent	Response Count
Female		35.3%	6
Male		64.7%	11
answered question			17
skipped question			0




3. 3. Ethnic Background

		Response Percent	Response Count
White		94.1%	16
Black/African-American		0.0%	0
Asian		5.9%	1
Hispanic/Latino		0.0%	0
American Indian/Alaskan Native		0.0%	0
Native Hawaiian/Other Pacific Islander		0.0%	0
Two or more races		0.0%	0
answered question			17
skipped question			0

4. 4. Are you a U.S. citizen?

		Response Percent	Response Count
Yes		88.2%	15
No		11.8%	2
answered question			17
skipped question			0



5. 5. What is your residency classification at MSU?

		Response Percent	Response Count
In-state		76.5%	13
Out-of-state		11.8%	2
International		11.8%	2
answered question			17
skipped question			0



5. 5. What is your residency classification at MSU?

answered question	17
skipped question	0



6. 6. Age

		Response Percent	Response Count
24 or younger		70.6%	12
25-34		29.4%	5
35-44		0.0%	0
45 or older		0.0%	0
answered question			17
skipped question			0




7. 7. Has either of your parents received a bachelor's degree?

		Response Percent	Response Count
Yes		64.7%	11
No		35.3%	6
answered question			17
skipped question			0




8. 8. Has either of your parents received a degree from MSU?

		Response Percent	Response Count
Yes		29.4%	5
No		70.6%	12
answered question			17
skipped question			0




9. 9. What was your original entry status to MSU?

		Response Percent	Response Count
Freshman		70.6%	12
Transfer from community college/technical school		11.8%	2
Transfer from 4-yr institution		17.6%	3
answered question			17
skipped question			0


10. 10. How many credits were transferred?

		Response Percent	Response Count
12 or fewer		0.0%	0
13-30		20.0%	1
31-60		20.0%	1
Over 60		60.0%	3
answered question			5
skipped question			12








11. 11. Approximately what percent of your University Studies (general education) classes did you take at MSU?

		Response Percent	Response Count
Under 25%		60.0%	3
25-49%		0.0%	0
50-74%		20.0%	1
75-100%		20.0%	1
answered question			5
skipped question			12

12. 12. What has been your attendance status at MSU?

		Response Percent	Response Count
Primarily full-time		100.0%	17
Primarily part-time		0.0%	0
answered question			17
skipped question			0



13. 13. In which Residential College are you a member?

		Response Percent	Response Count
Do not know		5.9%	1
Clark College		11.8%	2
Elizabeth College		0.0%	0
Franklin-Springer Colleges		0.0%	0
Hart College		23.5%	4
Hester College		5.9%	1
Regents College		17.6%	3
Richmond College		23.5%	4
White College		11.8%	2
answered question			17
skipped question			0






13. 13. In which Residential College are you a member?

answered question	17
skipped question	0





14. 14. Have you ever received any type of Financial Aid while at MSU? (scholarships, grants, work-study, etc.)

		Response Percent	Response Count
Yes		88.2%	15
No		11.8%	2
answered question			17
skipped question			0

15. 15. How many years will it take you to complete your degree from the point of your initial enrollment in college (including any time at a previous institution)?

		Response Percent	Response Count
Two		0.0%	0
Three		5.9%	1
Four		64.7%	11
Five		5.9%	1
Six		5.9%	1
More than six		17.6%	3
answered question			17
skipped question			0





















16. 16. In what range does your grade point average fall?

		Response Percent	Response Count
Less than 2.00		0.0%	0
2.00-2.50		5.9%	1
2.51-3.00		17.6%	3
3.01-3.50		29.4%	5
3.51-4.00		47.1%	8
answered question			17
skipped question			0

17. 17. Please identify the program/major in which you are earning a degree. If you have a double major, check both of your majors. (Note: Liberal Arts and Integrated Studies Students, check Liberal Arts or Integrated Studies. Do not check your field of study as a major.)

		Response Percent	Response Count
Accounting	<input checked="" type="checkbox"/>	5.9%	1
Advertising	<input type="checkbox"/>	0.0%	0
Agricultural Science & Technology (associate's)	<input type="checkbox"/>	0.0%	0
Agricultural Science (bachelor's)	<input type="checkbox"/>	0.0%	0
Animal Technology/Animal-Equine	<input type="checkbox"/>	0.0%	0
Animal Technology/Vet Tech, Pre-Vet	<input checked="" type="checkbox"/>	5.9%	1
Applied Physics	<input type="checkbox"/>	0.0%	0
Art	<input type="checkbox"/>	0.0%	0
Athletic Training	<input type="checkbox"/>	0.0%	0
Biology	<input type="checkbox"/>	0.0%	0
Business Administration (associate's)	<input type="checkbox"/>	0.0%	0
Business Administration (bachelor's)	<input type="checkbox"/>	0.0%	0
Career & Technical Education (associate's)	<input type="checkbox"/>	0.0%	0
Career & Technical Education (bachelor's)	<input type="checkbox"/>	0.0%	0
Chemistry	<input type="checkbox"/>	0.0%	0
Civil Engineering Technology (associate's)	<input type="checkbox"/>	0.0%	0
answered question			17
skipped question			0

17. 17. Please identify the program/major in which you are earning a degree. If you have a double major, check both of your majors. (Note: Liberal Arts and Integrated Studies Students, check Liberal Arts or Integrated Studies. Do not check your field of study as a major.)

Civil Engineering Technology (bachelor's)		0.0%	0
Communication Disorders		0.0%	0
Community Health		0.0%	0
Computer Information Systems		0.0%	0
Computer Science		0.0%	0
Creative Writing (BFA)		0.0%	0
Criminal Justice		0.0%	0
Economics		23.5%	4
Electromechanical Engineering Technology		0.0%	0
Elementary School Education		0.0%	0
Engineering Graphics & Design		0.0%	0
Engineering Physics		0.0%	0
English		0.0%	0
English Education (TESOL)		0.0%	0
Exercise Science		0.0%	0
Finance		76.5%	13
French		0.0%	0
General Studies (associate's)		0.0%	0
Geosciences		0.0%	0
German		0.0%	0
answered question			17
skipped question			0

17. 17. Please identify the program/major in which you are earning a degree. If you have a double major, check both of your majors. (Note: Liberal Arts and Integrated Studies Students, check Liberal Arts or Integrated Studies. Do not check your field of study as a major.)

Graphic Communications Media		0.0%	0
Health & Physical Education		0.0%	0
Health Information Administration		0.0%	0
History		0.0%	0
Industrial Technology (associate's)		0.0%	0
Integrated Studies (BIS)		0.0%	0
Interdisciplinary Early Childhood Education		0.0%	0
Interior Design		0.0%	0
International Business		0.0%	0
International Studies	<input checked="" type="checkbox"/>	5.9%	1
Japanese		0.0%	0
Journalism		0.0%	0
Learning & Behavior Disorders		0.0%	0
Liberal Arts		0.0%	0
Logistics & Supply Chain Management		0.0%	0
Management		0.0%	0
Manufacturing Technology		0.0%	0
Marketing		0.0%	0
Mathematics		0.0%	0
answered question			17
skipped question			0




17. 17. Please identify the program/major in which you are earning a degree. If you have a double major, check both of your majors. (Note: Liberal Arts and Integrated Studies Students, check Liberal Arts or Integrated Studies. Do not check your field of study as a major.)

Middle School Education	0.0%	0
Music	0.0%	0
Music Business	0.0%	0
Nonprofit Leadership Studies	0.0%	0
Nursing	0.0%	0
Nursing/RN to BSN	0.0%	0
Nutrition, Dietetics, & Food Mgmt	0.0%	0
Occupational Safety and Health	0.0%	0
Organizational Communication	0.0%	0
Philosophy	0.0%	0
Physics	0.0%	0
Political Science	0.0%	0
Psychology	0.0%	0
Public Administration	0.0%	0
Public Relations	0.0%	0
Recreation & Leisure Services	0.0%	0
Social Work	0.0%	0
Sociology	0.0%	0
Spanish	0.0%	0
Telecommunications Systems Mgmt	0.0%	0
answered question		17
skipped question		0




17. 17. Please identify the program/major in which you are earning a degree. If you have a double major, check both of your majors. (Note: Liberal Arts and Integrated Studies Students, check Liberal Arts or Integrated Studies. Do not check your field of study as a major.)

Television Production	0.0%	0
Theatre	0.0%	0
Wildlife & Conservation Biology	0.0%	0
answered question		17
skipped question		0

18. 20. What is the highest degree you eventually hope to receive?

		Response Percent	Response Count
Associate		0.0%	0
Baccalaureate		35.3%	6
Graduate		58.8%	10
Professional		5.9%	1
answered question			17
skipped question			0






19. 21. Which best describes your situation?

		Response Percent	Response Count
Did not change major/area		35.3%	6
Did not initially declare major/area		17.6%	3
Changed major/area		47.1%	8
		answered question	17
		skipped question	0



19. 21. Which best describes your situation?

answered question	17
skipped question	0






20. 22. While school was in session during the past year, how many hours per week, on average, did you work for pay?

		Response Percent	Response Count
Did not work		11.8%	2
Worked 1-10 hrs		29.4%	5
Worked 11-20 hrs		29.4%	5
Worked 21-30 hrs		17.6%	3
Worked 31-40 hrs		11.8%	2
Worked over 40 hrs		0.0%	0
answered question			17
skipped question			0









21. 23. For the most part, were classes offered at times convenient to you?

		Response Percent	Response Count
Yes		82.4%	14
No		17.6%	3
answered question			17
skipped question			0



22. 24. What time would you have preferred?

		Response Percent	Response Count
Late afternoon		0.0%	0
Evening		0.0%	0
Weekend		0.0%	0
During the day		100.0%	3
Online		0.0%	0
answered question			3
skipped question			14



23. 25. Which best describes the location where you completed the majority of your courses?

		Response Percent	Response Count
Murray		100.0%	17
Paducah		0.0%	0
Ft. Campbell		0.0%	0
Madisonville		0.0%	0
Hopkinsville		0.0%	0
Henderson		0.0%	0
Online		0.0%	0
Other (please specify)		0.0%	0
answered question			17
skipped question			0






24. 26. Did you take any online courses while at Murray State?

		Response Percent	Response Count
Yes		82.4%	14
No		17.6%	3
answered question			17
skipped question			0

25. 27. Did it take you an extra semester or more to complete degree requirements at Murray State?

		Response Percent	Response Count
Yes		35.3%	6
No		64.7%	11
answered question			17
skipped question			0



26. 28. Why did it take you an extra semester or more?

		Response Percent	Response Count
Work obligation limited my enrollment.		33.3%	2
Family obligations limited my enrollment.		0.0%	0
Tuition and other costs of attendance limited my enrollment.		0.0%	0
A decision to change majors added to my requirements.		33.3%	2
A required course or courses were not offered.		33.3%	2
Credits were lost transferring to Murray State.		16.7%	1
Other (please specify)		16.7%	1
		answered question	6
		skipped question	11




26. 28. Why did it take you an extra semester or more?

answered question	6
skipped question	11

27. 29. Did you have trouble getting any course(s) you needed while at Murray State?

		Response Percent	Response Count
Yes		29.4%	5
No		70.6%	12
answered question			17
skipped question			0

28. 30. Why did you have trouble getting the course?

		Response Percent	Response Count
The course was not offered the semester I needed it.		20.0%	1
The course was not offered at hours convenient to my work schedule.		0.0%	0
The course was not offered at hours suitable for my school schedule.		60.0%	3
All course sections were closed.		20.0%	1
I was unaware of the prerequisites for the course.		0.0%	0
answered question			5
skipped question			12



29. 31. Which statement best describes your experience with off-campus coop/internship?

		Response Percent	Response Count
Cannot judge; I did not have one.		70.6%	12
My experience was very valuable.		11.8%	2
My experience was valuable.		17.6%	3
My experience was of little value.		0.0%	0
My experience was of no value.		0.0%	0
answered question			17
skipped question			0

30. 32. Which statement best describes your experience with on-campus faculty-directed research, scholarly, or creative project?

		Response Percent	Response Count
Cannot judge; I did not have one.		41.2%	7
My experience was very valuable.		23.5%	4
My experience was valuable.		29.4%	5
My experience was of little value.		5.9%	1
My experience was of no value.		0.0%	0
answered question			17
skipped question			0

31. 33. Which statement best describes your experience with academic advising in your major/area?

		Response Percent	Response Count
Cannot judge; I did not make use of the opportunity.		0.0%	0
I was satisfied with information my adviser provided.		94.1%	16
Advice was inaccurate, incomplete, or misleading.		5.9%	1
My adviser was not available.		0.0%	0
answered question			17
skipped question			0

31. 33. Which statement best describes your experience with academic advising in your major/area?

answered question 17

skipped question 0

32. Questions 34-48 For each of these items, indicate the extent to which you were satisfied.

	Very satisfied	Satisfied	Dissatisfied	Very dissatisfied	Rating Average	Rating Count
34. Class size relative to type of course	52.9% (9)	41.2% (7)	5.9% (1)	0.0% (0)	3.47	17
35. Out-of-class availability of faculty	52.9% (9)	41.2% (7)	5.9% (1)	0.0% (0)	3.47	17
36. Effectiveness of your high school preparation for college work	35.3% (6)	35.3% (6)	23.5% (4)	5.9% (1)	3.00	17
37. Fairness of faculty in their treatment of individual students	58.8% (10)	23.5% (4)	17.6% (3)	0.0% (0)	3.41	17
38. Overall quality of instruction at Murray State	52.9% (9)	41.2% (7)	5.9% (1)	0.0% (0)	3.47	17
39. Quality of instruction in University Studies (General Education) courses	29.4% (5)	58.8% (10)	11.8% (2)	0.0% (0)	3.18	17
40. Quality of instruction in your major	76.5% (13)	11.8% (2)	11.8% (2)	0.0% (0)	3.65	17
41. Clarity of program objectives in your major	64.7% (11)	23.5% (4)	5.9% (1)	5.9% (1)	3.47	17
42. Intellectual challenge of the academic program	52.9% (9)	47.1% (8)	0.0% (0)	0.0% (0)	3.53	17
43. Encouragement and information from your major department for employment after graduation	64.7% (11)	23.5% (4)	11.8% (2)	0.0% (0)	3.53	17
44. Availability of opportunities to engage in a faculty-mentored research, scholarly, or creative project in your area of study/interest	35.3% (6)	41.2% (7)	17.6% (3)	5.9% (1)	3.06	17
45. Library hours	35.3% (6)	52.9% (9)	11.8% (2)	0.0% (0)	3.24	17
answered question						17
skipped question						0

32. Questions 34-48 For each of these items, indicate the extent to which you were satisfied.

46 Effectiveness of library personnel in meeting your information needs	35.3% (6)	64.7% (11)	0.0% (0)	0.0% (0)	3.35	17
47. Access to on-hand or electronic library resources	41.2% (7)	47.1% (8)	11.8% (2)	0.0% (0)	3.29	17
48. Computer, individual and group work spaces available within University Libraries (Waterfield, Pogue and Overby)	35.3% (6)	41.2% (7)	23.5% (4)	0.0% (0)	3.12	17
answered question						17
skipped question						0

33. Questions 49-55 University Studies is designed to offer you a broad base of skills and knowledge and to prepare you for upper division study. Please indicate how effective University Studies at Murray State was in helping you achieve these goals.

	Very effective	Effective	Ineffective	Very ineffective	Rating Average	Rating Count
49. Writing skills	17.6% (3)	76.5% (13)	5.9% (1)	0.0% (0)	3.12	17
50. Speaking skills	23.5% (4)	58.8% (10)	17.6% (3)	0.0% (0)	3.06	17
51. Critical thinking skills	37.5% (6)	56.3% (9)	6.3% (1)	0.0% (0)	3.31	16
52. Technology skills/computer skills	11.8% (2)	82.4% (14)	5.9% (1)	0.0% (0)	3.06	17
53. General knowledge in the liberal arts and sciences	17.6% (3)	58.8% (10)	23.5% (4)	0.0% (0)	2.94	17
54. International perspectives	23.5% (4)	52.9% (9)	23.5% (4)	0.0% (0)	3.00	17
55. Stimulation of interest in areas outside your chosen field of study	41.2% (7)	41.2% (7)	17.6% (3)	0.0% (0)	3.24	17
answered question						17
skipped question						0

34. Questions 56-89For each of these services, activities or programs that you used, please indicate the extent to which you were satisfied that they met your needs. For those that you did not use, mark the "Did Not Use" option.

	Very satisfied	Satisfied	Dissatisfied	Very dissatisfied	Did Not Use	Rating Average	Rating Count
56. African-American/Multicultural Student Services	5.9% (1)	17.6% (3)	0.0% (0)	0.0% (0)	76.5% (13)	3.25	17
57. Blackboard/Canvas	12.5% (2)	87.5% (14)	0.0% (0)	0.0% (0)	0.0% (0)	3.13	16
58. Career Services Office	12.5% (2)	56.3% (9)	0.0% (0)	0.0% (0)	31.3% (5)	3.18	16
59. Cultural programming and activities	17.6% (3)	29.4% (5)	5.9% (1)	0.0% (0)	47.1% (8)	3.22	17
60. Degree audit (MAP report)	29.4% (5)	64.7% (11)	0.0% (0)	5.9% (1)	0.0% (0)	3.18	17
61. Financial Aid Office customer service	35.3% (6)	58.8% (10)	0.0% (0)	0.0% (0)	5.9% (1)	3.38	17
62. Dining Services	23.5% (4)	52.9% (9)	5.9% (1)	5.9% (1)	11.8% (2)	3.07	17
63. Graduation Office	23.5% (4)	52.9% (9)	0.0% (0)	0.0% (0)	23.5% (4)	3.31	17
64. Greek life and activities	35.3% (6)	17.6% (3)	0.0% (0)	0.0% (0)	47.1% (8)	3.67	17
65. Health Services	29.4% (5)	52.9% (9)	0.0% (0)	0.0% (0)	17.6% (3)	3.36	17
66. Honor Societies/Departmental Clubs/Special Interest Organizations	17.6% (3)	41.2% (7)	5.9% (1)	0.0% (0)	35.3% (6)	3.18	17
67. International programs and activities	17.6% (3)	17.6% (3)	5.9% (1)	0.0% (0)	58.8% (10)	3.29	17
answered question							17
skipped question							0




34. Questions 56-89For each of these services, activities or programs that you used, please indicate the extent to which you were satisfied that they met your needs. For those that you did not use, mark the "Did Not Use" option.

68. International student support services	17.6% (3)	17.6% (3)	5.9% (1)	0.0% (0)	58.8% (10)	3.29	17
69. Internet and wireless access for study and research needs	41.2% (7)	47.1% (8)	0.0% (0)	5.9% (1)	5.9% (1)	3.31	17
70. Intramural Sports and Recreation	29.4% (5)	35.3% (6)	0.0% (0)	0.0% (0)	35.3% (6)	3.45	17
71. LGBT programs	17.6% (3)	17.6% (3)	0.0% (0)	0.0% (0)	64.7% (11)	3.50	17
72. Lowry Center/Developmental courses and tutoring	18.8% (3)	18.8% (3)	0.0% (0)	6.3% (1)	56.3% (9)	3.14	16
73. Library	35.3% (6)	52.9% (9)	0.0% (0)	0.0% (0)	11.8% (2)	3.40	17
74. MSU web site	50.0% (8)	37.5% (6)	0.0% (0)	6.3% (1)	6.3% (1)	3.40	16
75. NCAA Sports	31.3% (5)	18.8% (3)	6.3% (1)	0.0% (0)	43.8% (7)	3.44	16
76. Online courses that are not Blackboard or Canvas	37.5% (6)	25.0% (4)	0.0% (0)	0.0% (0)	37.5% (6)	3.60	16
77. Public Safety/Security Services	37.5% (6)	31.3% (5)	0.0% (0)	0.0% (0)	31.3% (5)	3.55	16
78. Registration through myGate	50.0% (8)	37.5% (6)	0.0% (0)	0.0% (0)	12.5% (2)	3.57	16
79. Residential College programming and activities	37.5% (6)	25.0% (4)	0.0% (0)	0.0% (0)	37.5% (6)	3.60	16
80. Scholarships/grants/student employment	37.5% (6)	43.8% (7)	12.5% (2)	0.0% (0)	6.3% (1)	3.27	16
81. Services for non-traditional students	25.0% (4)	18.8% (3)	0.0% (0)	0.0% (0)	56.3% (9)	3.57	16
answered question							17
skipped question							0

34. Questions 56-89For each of these services, activities or programs that you used, please indicate the extent to which you were satisfied that they met your needs. For those that you did not use, mark the "Did Not Use" option.

82. Student Disability Services (SDS)	25.0% (4)	18.8% (3)	0.0% (0)	0.0% (0)	56.3% (9)	3.57	16
83. Transcript requests	25.0% (4)	43.8% (7)	6.3% (1)	0.0% (0)	25.0% (4)	3.25	16
84. Student Support Services (SSS)	18.8% (3)	12.5% (2)	6.3% (1)	0.0% (0)	62.5% (10)	3.33	16
85. Transfer Center	25.0% (4)	25.0% (4)	6.3% (1)	0.0% (0)	43.8% (7)	3.33	16
86. University Counseling Services	25.0% (4)	12.5% (2)	0.0% (0)	0.0% (0)	62.5% (10)	3.67	16
87. Veteran Services	18.8% (3)	12.5% (2)	0.0% (0)	0.0% (0)	68.8% (11)	3.60	16
88. Wellness Center	56.3% (9)	31.3% (5)	0.0% (0)	0.0% (0)	12.5% (2)	3.64	16
89. Women's Center	18.8% (3)	18.8% (3)	0.0% (0)	0.0% (0)	62.5% (10)	3.50	16
						answered question	17
						skipped question	0






35. 90. To what extent did you participate in Residential College activities?

		Response Percent	Response Count
Did not participate		52.9%	9
Frequently		0.0%	0
Occasionally		23.5%	4
Seldom		23.5%	4
		answered question	17
		skipped question	0



35. 90. To what extent did you participate in Residential College activities?

answered question	17
skipped question	0

36. 91. Which phrase best describes your opinion of Residential Colleges?

		Response Percent	Response Count
Not familiar with Residential Colleges		29.4%	5
Very positive		5.9%	1
Positive		52.9%	9
Negative		5.9%	1
Very negative		5.9%	1
answered question			17
skipped question			0

37. 92. When you graduate how many times will you have studied abroad during your university career?

		Response Percent	Response Count
None		82.4%	14
One		17.6%	3
Two		0.0%	0
Three or more		0.0%	0
answered question			17
skipped question			0







38. Questions 93-102 The University has formulated ten desired "Characteristics of the Murray State University Graduate." Please indicate how effective your MSU experience was in enhancing your abilities in each area.

	Very effective	Effective	Ineffective	Very ineffective	Rating Average	Rating Count
93. Engage in mature, independent and creative thought and express that thought effectively in oral and written communication;	50.0% (8)	50.0% (8)	0.0% (0)	0.0% (0)	3.50	16
94. Understand and apply the critical and scientific methodologies that academic disciplines employ to discover knowledge and ascertain its validity;	43.8% (7)	50.0% (8)	6.3% (1)	0.0% (0)	3.38	16
95. Apply sound standards of information gathering, analysis and evaluation to reach logical decisions;	37.5% (6)	62.5% (10)	0.0% (0)	0.0% (0)	3.38	16
96. Understand the roles and applications of science and technology in the solution of the problems of a changing world;	37.5% (6)	56.3% (9)	6.3% (1)	0.0% (0)	3.31	16
97. Demonstrate a critical understanding of the world's historical, literary, philosophical and artistic traditions;	31.3% (5)	62.5% (10)	6.3% (1)	0.0% (0)	3.25	16
98. Understand the dynamics of cultural diversity, of competing economic and political systems, and of complex moral and ethical issues;	37.5% (6)	56.3% (9)	6.3% (1)	0.0% (0)	3.31	16
99. Understand the nature of and engage in ethical behavior and responsible citizenship;	43.8% (7)	50.0% (8)	6.3% (1)	0.0% (0)	3.38	16
answered question						16
skipped question						1

38. Questions 93-102 The University has formulated ten desired "Characteristics of the Murray State University Graduate." Please indicate how effective your MSU experience was in enhancing your abilities in each area.

100. Understand the importance of the behaviors necessary to maintain a healthy lifestyle;	31.3% (5)	56.3% (9)	12.5% (2)	0.0% (0)	3.19	16
101. Demonstrate mastery of a chosen field of study;	56.3% (9)	37.5% (6)	6.3% (1)	0.0% (0)	3.50	16
102. Value intellectual pursuit and continuous learning in a changing world.	43.8% (7)	56.3% (9)	0.0% (0)	0.0% (0)	3.44	16
answered question						16
skipped question						1







39. 103. What do you expect to do after you graduate?

		Response Percent	Response Count
I am unsure of my immediate plans.		0.0%	0
I will look for a job.		50.0%	8
I will continue working in the position I now have.		6.3%	1
I will work at a position I recently accepted.		18.8%	3
I will do additional undergraduate work.		6.3%	1
I will go to graduate school.		12.5%	2
I will go to law school.		6.3%	1
I will go to medical school.		0.0%	0
I will go to other professional school.		0.0%	0
I will not work or attend school.		0.0%	0
answered question			16
skipped question			1








39. 103. What do you expect to do after you graduate?

answered question	16
skipped question	1

40. 104. If you are already employed, how closely related is your job to your field of study?

		Response Percent	Response Count
Extremely close		18.8%	3
Somewhat close		12.5%	2
Somewhat different		6.3%	1
Extremely different		6.3%	1
I cannot determine		6.3%	1
Does not apply		50.0%	8
answered question			16
skipped question			1





41. 105. If you intend to work full-time, what do you expect your salary to be?

		Response Percent	Response Count
Above \$75,000		6.3%	1
\$65,000 - \$75,000		6.3%	1
\$55,000 - \$64,999		18.8%	3
\$45,000 - \$54,999		12.5%	2
\$35,000 - \$44,999		25.0%	4
\$25,000 - \$34,999		18.8%	3
Below \$25,000		0.0%	0
Does not apply		12.5%	2
answered question			16
skipped question			1



41. 105. If you intend to work full-time, what do you expect your salary to be?

answered question	16
skipped question	1

42. 106. If you intend to continue your education, please indicate which statement best describes the institution you will attend.

		Response Percent	Response Count
Murray State University		37.5%	6
University/College in Kentucky		12.5%	2
University/College outside Kentucky		18.8%	3
Does not apply		31.3%	5
answered question			16
skipped question			1

43. 107. "I would recommend Murray State University to a prospective student."

		Response Percent	Response Count
Strongly agree		68.8%	11
Agree		31.3%	5
Disagree		0.0%	0
Strongly disagree		0.0%	0
answered question			16
skipped question			1