

MSU Senior Survey

1. 1. Graduation Date

Month

	May	August	December	Response Count
Please select the month and year that you plan to graduate:	70.4% (133)	2.1% (4)	27.5% (52)	189





Year

	2012	2013	2014	2015	2016	2017	2018	2019	2020	Response Count
Please select the month and year that you plan to graduate:	0.0% (0)	0.0% (0)	0.0% (0)	0.0% (0)	25.9% (49)	73.0% (138)	1.1% (2)	0.0% (0)	0.0% (0)	189
answered question										189
skipped question										0


2. 2. Gender

	Response Percent	Response Count
Female	86.2%	163
Male	13.8%	26
answered question		189
skipped question		0



3. 3. Ethnic Background


		Response Percent	Response Count
White		92.1%	174
Black/African-American		6.3%	12
Asian		0.0%	0
Hispanic/Latino		0.5%	1
American Indian/Alaskan Native		0.0%	0
Native Hawaiian/Other Pacific Islander		0.0%	0
Two or more races		1.1%	2
answered question			189
skipped question			0

4. 4. Are you a U.S. citizen?

		Response Percent	Response Count
Yes		100.0%	189
No		0.0%	0
answered question			189
skipped question			0

5. 5. What is your residency classification at MSU?

		Response Percent	Response Count
In-state		81.4%	153
Out-of-state		18.6%	35
International		0.0%	0
		answered question	188
		skipped question	1



5. 5. What is your residency classification at MSU?

answered question	188
skipped question	1



6. 6. Age

		Response Percent	Response Count
24 or younger		78.3%	148
25-34		13.2%	25
35-44		6.3%	12
45 or older		2.1%	4
		answered question	189
		skipped question	0




7. 7. Has either of your parents received a bachelor's degree?

		Response Percent	Response Count
Yes		46.3%	87
No		53.7%	101
		answered question	188
		skipped question	1





8. 8. Has either of your parents received a degree from MSU?

		Response Percent	Response Count
Yes		16.4%	31
No		83.6%	158
answered question			189
skipped question			0

9. 9. What was your original entry status to MSU?

		Response Percent	Response Count
Freshman		52.9%	100
Transfer from community college/technical school		39.2%	74
Transfer from 4-yr institution		7.9%	15
answered question			189
skipped question			0

10. 10. How many credits were transferred?

		Response Percent	Response Count
12 or fewer		3.4%	3
13-30		10.1%	9
31-60		28.1%	25
Over 60		58.4%	52
answered question			89
skipped question			100

11. 11. Approximately what percent of your University Studies (general education) classes did you take at MSU?










		Response Percent	Response Count
Under 25%		57.3%	51
25-49%		16.9%	15
50-74%		21.3%	19
75-100%		4.5%	4
answered question			89
skipped question			100

12. 12. What has been your attendance status at MSU?

		Response Percent	Response Count
Primarily full-time		98.9%	187
Primarily part-time		1.1%	2
answered question			189
skipped question			0

DynamicPDF

13. 13. In which Residential College are you a member?



		Response Percent	Response Count
Do not know		15.5%	29
Clark College		12.3%	23
Elizabeth College		11.2%	21
Franklin-Springer Colleges		10.7%	20
Hart College		10.7%	20
Hester College		12.3%	23
Regents College		8.6%	16
Richmond College		10.2%	19
White College		8.6%	16
answered question			187
skipped question			2

DynamicPDF







13. 13. In which Residential College are you a member?

answered question	187
skipped question	2




14. 14. Have you ever received any type of Financial Aid while at MSU? (scholarships, grants, work-study, etc.)

		Response Percent	Response Count
Yes		87.8%	166
No		12.2%	23
		answered question	189
		skipped question	0

15. 15. How many years will it take you to complete your degree from the point of your initial enrollment in college (including any time at a previous institution)?

		Response Percent	Response Count
Two		12.7%	24
Three		10.1%	19
Four		51.3%	97
Five		16.9%	32
Six		5.3%	10
More than six		3.7%	7
		answered question	189
		skipped question	0

16. 16. In what range does your grade point average fall?

		Response Percent	Response Count
Less than 2.00		0.0%	0
2.00-2.50		0.0%	0
2.51-3.00		11.6%	22
3.01-3.50		44.4%	84
3.51-4.00		43.9%	83
		answered question	189
		skipped question	0

DynamicPDF

17. 17. Please identify the program/major in which you are earning a degree. If you have a double major, check both of your majors. (Note: Liberal Arts and Integrated Studies Students, check Liberal Arts or Integrated Studies. Do not check your field of study as a major.)

		Response Percent	Response Count
Accounting		0.0%	0
Advertising		0.0%	0
Agricultural Science & Technology (associate's)		0.0%	0
Agricultural Science (bachelor's)		0.0%	0
Animal Technology/Animal-Equine		0.0%	0
Animal Technology/Vet Tech, Pre-Vet		0.0%	0
Applied Physics		0.0%	0
Art		0.0%	0
Athletic Training		0.0%	0
Biology		0.0%	0
Business Administration (associate's)		0.0%	0
Business Administration (bachelor's)		0.0%	0
Career & Technical Education (associate's)	▮	0.5%	1
Career & Technical Education (bachelor's)	▮	1.1%	2
Chemistry	▮	0.5%	1
Civil Engineering Technology (associate's)		0.0%	0
answered question			189
skipped question			0

17. 17. Please identify the program/major in which you are earning a degree. If you have a double major, check both of your majors. (Note: Liberal Arts and Integrated Studies Students, check Liberal Arts or Integrated Studies. Do not check your field of study as a major.)

Civil Engineering Technology (bachelor's)		0.0%	0
Communication Disorders	<input type="checkbox"/>	10.6%	20
Community Health		0.0%	0
Computer Information Systems		0.0%	0
Computer Science		0.0%	0
Creative Writing (BFA)		0.0%	0
Criminal Justice	<input type="checkbox"/>	7.9%	15
Economics		0.0%	0
Electromechanical Engineering Technology		0.0%	0
Elementary School Education	<input checked="" type="checkbox"/>	26.5%	50
Engineering Graphics & Design		0.0%	0
Engineering Physics		0.0%	0
English		0.0%	0
English Education (TESOL)		0.0%	0
Exercise Science		0.0%	0
Finance		0.0%	0
French		0.0%	0
General Studies (associate's)		0.0%	0
Geosciences		0.0%	0
German		0.0%	0
answered question			189
skipped question			0

17. 17. Please identify the program/major in which you are earning a degree. If you have a double major, check both of your majors. (Note: Liberal Arts and Integrated Studies Students, check Liberal Arts or Integrated Studies. Do not check your field of study as a major.)

Graphic Communications Media		0.0%	0
Health & Physical Education	<input type="checkbox"/>	1.1%	2
Health Information Administration		0.0%	0
History		0.0%	0
Industrial Technology (associate's)		0.0%	0
Integrated Studies (BIS)		0.0%	0
Interdisciplinary Early Childhood Education	<input type="checkbox"/>	2.1%	4
Interior Design		0.0%	0
International Business		0.0%	0
International Studies	<input type="checkbox"/>	0.5%	1
Japanese		0.0%	0
Journalism		0.0%	0
Learning & Behavior Disorders	<input type="checkbox"/>	6.9%	13
Liberal Arts		0.0%	0
Logistics & Supply Chain Management	<input type="checkbox"/>	0.5%	1
Management		0.0%	0
Manufacturing Technology		0.0%	0
Marketing		0.0%	0
Mathematics	<input type="checkbox"/>	0.5%	1
answered question			189
skipped question			0





17. 17. Please identify the program/major in which you are earning a degree. If you have a double major, check both of your majors. (Note: Liberal Arts and Integrated Studies Students, check Liberal Arts or Integrated Studies. Do not check your field of study as a major.)

Middle School Education	<input checked="" type="checkbox"/>	14.3%	27
Music	<input type="checkbox"/>	0.0%	0
Music Business	<input type="checkbox"/>	0.0%	0
Nonprofit Leadership Studies	<input checked="" type="checkbox"/>	6.3%	12
Nursing	<input type="checkbox"/>	0.0%	0
Nursing/RN to BSN	<input type="checkbox"/>	0.0%	0
Nutrition, Dietetics, & Food Mgmt	<input type="checkbox"/>	0.0%	0
Occupational Safety and Health	<input type="checkbox"/>	0.0%	0
Organizational Communication	<input checked="" type="checkbox"/>	0.5%	1
Philosophy	<input type="checkbox"/>	0.0%	0
Physics	<input type="checkbox"/>	0.0%	0
Political Science	<input type="checkbox"/>	0.0%	0
Psychology	<input checked="" type="checkbox"/>	1.1%	2
Public Administration	<input type="checkbox"/>	0.0%	0
Public Relations	<input checked="" type="checkbox"/>	0.5%	1
Recreation & Leisure Services	<input checked="" type="checkbox"/>	3.2%	6
Social Work	<input checked="" type="checkbox"/>	24.3%	46
Sociology	<input type="checkbox"/>	0.0%	0
Spanish	<input checked="" type="checkbox"/>	0.5%	1
Telecommunications Systems Mgmt	<input type="checkbox"/>	0.0%	0
answered question			189
skipped question			0

17. 17. Please identify the program/major in which you are earning a degree. If you have a double major, check both of your majors. (Note: Liberal Arts and Integrated Studies Students, check Liberal Arts or Integrated Studies. Do not check your field of study as a major.)

Television Production	0.0%	0
Theatre	0.0%	0
Wildlife & Conservation Biology	0.0%	0
answered question		189
skipped question		0


18. 20. What is the highest degree you eventually hope to receive?

		Response Percent	Response Count
Associate		0.5%	1
Baccalaureate		20.1%	38
Graduate		66.1%	125
Professional		13.2%	25
answered question		189	
skipped question		0	

DynamicPDF

19. 21. Which best describes your situation?

		Response Percent	Response Count
Did not change major/area		57.1%	108
Did not initially declare major/area		4.2%	8
Changed major/area		38.6%	73
answered question			189
skipped question			0



19. 21. Which best describes your situation?

answered question	189
skipped question	0

20. 22. While school was in session during the past year, how many hours per week, on average, did you work for pay?

		Response Percent	Response Count
Did not work		23.3%	44
Worked 1-10 hrs		13.8%	26
Worked 11-20 hrs		27.5%	52
Worked 21-30 hrs		20.1%	38
Worked 31-40 hrs		11.1%	21
Worked over 40 hrs		4.2%	8
		answered question	189
		skipped question	0

21. 23. For the most part, were classes offered at times convenient to you?

		Response Percent	Response Count
Yes		92.6%	175
No		7.4%	14
		answered question	189
		skipped question	0



22. 24. What time would you have preferred?

		Response Percent	Response Count
Late afternoon		6.7%	1
Evening		6.7%	1
Weekend		6.7%	1
During the day		66.7%	10
Online		13.3%	2
answered question			15
skipped question			174



23. 25. Which best describes the location where you completed the majority of your courses?

		Response Percent	Response Count
Murray		70.7%	133
Paducah		11.7%	22
Ft. Campbell		0.0%	0
Madisonville		7.4%	14
Hopkinsville		9.0%	17
Henderson		0.5%	1
Online		0.5%	1
Other (please specify)		0.0%	0
answered question			188
skipped question			1

24. 26. Did you take any online courses while at Murray State?








		Response Percent	Response Count
Yes		68.3%	129
No		31.7%	60
answered question			189
skipped question			0

25. 27. Did it take you an extra semester or more to complete degree requirements at Murray State?

		Response Percent	Response Count
Yes		33.3%	63
No		66.7%	126
answered question			189
skipped question			0

DynamicPDF

26. 28. Why did it take you an extra semester or more?



		Response Percent	Response Count
Work obligation limited my enrollment.		12.7%	8
Family obligations limited my enrollment.		9.5%	6
Tuition and other costs of attendance limited my enrollment.		6.3%	4
A decision to change majors added to my requirements.		47.6%	30
A required course or courses were not offered.		19.0%	12
Credits were lost transferring to Murray State.		12.7%	8
Other (please specify)		23.8%	15
answered question			63
skipped question			126

DynamicPDF





26. 28. Why did it take you an extra semester or more?

answered question	63
skipped question	126

27. 29. Did you have trouble getting any course(s) you needed while at Murray State?

		Response Percent	Response Count
Yes		12.2%	23
No		87.8%	165
		answered question	188
		skipped question	1

28. 30. Why did you have trouble getting the course?

		Response Percent	Response Count
The course was not offered the semester I needed it.		43.5%	10
The course was not offered at hours convenient to my work schedule.		13.0%	3
The course was not offered at hours suitable for my school schedule.		21.7%	5
All course sections were closed.		21.7%	5
I was unaware of the prerequisites for the course.		0.0%	0
		answered question	23
		skipped question	166





29. 31. Which statement best describes your experience with off-campus coop/internship?

		Response Percent	Response Count
Cannot judge; I did not have one.		29.3%	55
My experience was very valuable.		44.7%	84
My experience was valuable.		25.0%	47
My experience was of little value.		1.1%	2
My experience was of no value.		0.0%	0
		answered question	188
		skipped question	1

30. 32. Which statement best describes your experience with on-campus faculty-directed research, scholarly, or creative project?

		Response Percent	Response Count
Cannot judge; I did not have one.		46.0%	86
My experience was very valuable.		21.9%	41
My experience was valuable.		27.8%	52
My experience was of little value.		4.3%	8
My experience was of no value.		0.0%	0
		answered question	187
		skipped question	2

31. 33. Which statement best describes your experience with academic advising in your major/area?

		Response Percent	Response Count
Cannot judge; I did not make use of the opportunity.		0.5%	1
I was satisfied with information my adviser provided.		87.2%	164
Advice was inaccurate, incomplete, or misleading.		11.2%	21
My adviser was not available.		1.1%	2
		answered question	188
		skipped question	1

DynamicPDF

31. 33. Which statement best describes your experience with academic advising in your major/area?

answered question 188

skipped question 1



32. Questions 34-48 For each of these items, indicate the extent to which you were satisfied.

	Very satisfied	Satisfied	Dissatisfied	Very dissatisfied	Rating Average	Rating Count
34. Class size relative to type of course	49.2% (88)	49.2% (88)	1.1% (2)	0.6% (1)	3.47	179
35. Out-of-class availability of faculty	35.8% (64)	59.2% (106)	3.9% (7)	1.1% (2)	3.30	179
36. Effectiveness of your high school preparation for college work	21.2% (38)	55.9% (100)	17.9% (32)	5.0% (9)	2.93	179
37. Fairness of faculty in their treatment of individual students	31.3% (56)	64.2% (115)	2.2% (4)	2.2% (4)	3.25	179
38. Overall quality of instruction at Murray State	30.7% (55)	63.1% (113)	5.0% (9)	1.1% (2)	3.23	179
39. Quality of instruction in University Studies (General Education) courses	21.9% (39)	68.0% (121)	9.0% (16)	1.1% (2)	3.11	178
40. Quality of instruction in your major	40.2% (72)	53.6% (96)	4.5% (8)	1.7% (3)	3.32	179
41. Clarity of program objectives in your major	36.9% (66)	54.7% (98)	5.6% (10)	2.8% (5)	3.26	179
42. Intellectual challenge of the academic program	39.1% (70)	55.3% (99)	4.5% (8)	1.1% (2)	3.32	179
43. Encouragement and information from your major department for employment after graduation	36.9% (66)	50.3% (90)	8.9% (16)	3.9% (7)	3.20	179
44. Availability of opportunities to engage in a faculty-mentored research, scholarly, or creative project in your area of study/interest	28.5% (51)	54.7% (98)	12.8% (23)	3.9% (7)	3.08	179
45. Library hours	33.7% (60)	60.7%	3.9% (7)	1.7% (3)	3.26	178
answered question						179
skipped question						10

32. Questions 34-48 For each of these items, indicate the extent to which you were satisfied.

	(108)					
46 Effectiveness of library personnel in meeting your information needs	32.6% (57)	60.0% (105)	5.1% (9)	2.3% (4)	3.23	175
47. Access to on-hand or electronic library resources	35.2% (63)	59.2% (106)	3.4% (6)	2.2% (4)	3.27	179
48. Computer, individual and group work spaces available within University Libraries (Waterfield, Pogue and Overby)	31.6% (56)	61.6% (109)	5.6% (10)	1.1% (2)	3.24	177
answered question						179
skipped question						10

DynamicPDF

33. Questions 49-55 University Studies is designed to offer you a broad base of skills and knowledge and to prepare you for upper division study. Please indicate how effective University Studies at Murray State was in helping you achieve these goals.

	Very effective	Effective	Ineffective	Very ineffective	Rating Average	Rating Count
49. Writing skills	31.0% (54)	62.6% (109)	6.3% (11)	0.0% (0)	3.25	174
50. Speaking skills	32.8% (57)	64.9% (113)	2.3% (4)	0.0% (0)	3.30	174
51. Critical thinking skills	37.4% (65)	58.0% (101)	3.4% (6)	1.1% (2)	3.32	174
52. Technology skills/computer skills	25.9% (45)	65.5% (114)	7.5% (13)	1.1% (2)	3.16	174
53. General knowledge in the liberal arts and sciences	23.6% (41)	68.4% (119)	7.5% (13)	0.6% (1)	3.15	174
54. International perspectives	23.6% (41)	65.5% (114)	9.8% (17)	1.1% (2)	3.11	174
55. Stimulation of interest in areas outside your chosen field of study	28.2% (49)	63.8% (111)	5.7% (10)	2.3% (4)	3.18	174
answered question						175
skipped question						14

DynamicPDF

33. Questions 49-55 University Studies is designed to offer you a broad base of skills and knowledge and to prepare you for upper division study. Please indicate how effective University Studies at Murray State was in helping you achieve these goals.

answered question 175

skipped question 14



DynamicPDF

34. Questions 56-89 For each of these services, activities or programs that you used, please indicate the extent to which you were satisfied that they met your needs. For those that you did not use, mark the "Did Not Use" option.

	Very satisfied	Satisfied	Dissatisfied	Very dissatisfied	Did Not Use	Rating Average	Rating Count
56. African-American/Multicultural Student Services	8.3% (14)	17.8% (30)	0.0% (0)	1.2% (2)	72.8% (123)	3.22	169
57. Blackboard/Canvas	27.2% (46)	69.2% (117)	3.0% (5)	0.0% (0)	0.6% (1)	3.24	169
58. Career Services Office	13.1% (22)	39.3% (66)	2.4% (4)	0.0% (0)	45.2% (76)	3.20	168
59. Cultural programming and activities	8.9% (15)	25.0% (42)	0.0% (0)	0.0% (0)	66.1% (111)	3.26	168
60. Degree audit (MAP report)	32.9% (55)	61.7% (103)	0.0% (0)	0.6% (1)	4.8% (8)	3.33	167
61. Financial Aid Office customer service	16.7% (28)	57.1% (96)	7.1% (12)	4.8% (8)	14.3% (24)	3.00	168
62. Dining Services	11.3% (19)	42.3% (71)	9.5% (16)	3.0% (5)	33.9% (57)	2.94	168
63. Graduation Office	14.9% (25)	56.5% (95)	3.6% (6)	0.6% (1)	24.4% (41)	3.13	168
64. Greek life and activities	14.9% (25)	21.4% (36)	1.8% (3)	0.6% (1)	61.3% (103)	3.31	168
65. Health Services	19.5% (33)	43.8% (74)	3.0% (5)	0.6% (1)	33.1% (56)	3.23	169
66. Honor Societies/Departmental Clubs/Special Interest Organizations	16.1% (27)	39.9% (67)	0.6% (1)	0.0% (0)	43.5% (73)	3.27	168
67. International programs and activities	11.9% (20)	17.3% (29)	0.6% (1)	0.0% (0)	70.2% (118)	3.38	168
answered question							169
skipped question							20

34. Questions 56-89 For each of these services, activities or programs that you used, please indicate the extent to which you were satisfied that they met your needs. For those that you did not use, mark the "Did Not Use" option.





68. International student support services	6.0% (10)	15.5% (26)	0.6% (1)	0.0% (0)	78.0% (131)	3.24	168
69. Internet and wireless access for study and research needs	17.8% (30)	62.1% (105)	8.9% (15)	0.0% (0)	11.2% (19)	3.10	169
70. Intramural Sports and Recreation	13.2% (22)	27.5% (46)	1.2% (2)	0.6% (1)	57.5% (96)	3.25	167
71. LGBT programs	4.8% (8)	15.0% (25)	0.6% (1)	0.6% (1)	79.0% (132)	3.14	167
72. Lowry Center/Developmental courses and tutoring	8.4% (14)	18.1% (30)	1.2% (2)	0.0% (0)	72.3% (120)	3.26	166
73. Library	26.9% (45)	49.1% (82)	1.2% (2)	1.2% (2)	21.6% (36)	3.30	167
74. MSU web site	27.5% (46)	65.9% (110)	4.2% (7)	0.6% (1)	1.8% (3)	3.23	167
75. NCAA Sports	18.2% (30)	23.0% (38)	1.2% (2)	0.0% (0)	57.6% (95)	3.40	165
76. Online courses that are not Blackboard or Canvas	9.6% (16)	25.7% (43)	1.8% (3)	0.0% (0)	62.9% (105)	3.21	167
77. Public Safety/Security Services	24.7% (41)	39.2% (65)	3.6% (6)	3.0% (5)	29.5% (49)	3.21	166
78. Registration through myGate	30.1% (50)	62.0% (103)	4.2% (7)	1.8% (3)	1.8% (3)	3.23	166
79. Residential College programming and activities	15.0% (25)	32.9% (55)	3.0% (5)	0.0% (0)	49.1% (82)	3.24	167
80. Scholarships/grants/student employment	26.2% (44)	53.0% (89)	8.3% (14)	0.0% (0)	12.5% (21)	3.20	168
81. Services for non-traditional students	7.8% (13)	21.6% (36)	2.4% (4)	1.2% (2)	67.1% (112)	3.09	167
answered question							169
skipped question							20


34. Questions 56-89 For each of these services, activities or programs that you used, please indicate the extent to which you were satisfied that they met your needs. For those that you did not use, mark the "Did Not Use" option.

82. Student Disability Services (SDS)	10.2% (17)	14.4% (24)	0.6% (1)	0.0% (0)	74.9% (125)	3.38	167
83. Transcript requests	17.9% (30)	51.2% (86)	4.2% (7)	1.2% (2)	25.6% (43)	3.15	168
84. Student Support Services (SSS)	14.4% (24)	21.0% (35)	0.6% (1)	0.0% (0)	64.1% (107)	3.38	167
85. Transfer Center	16.8% (28)	32.9% (55)	1.8% (3)	1.2% (2)	47.3% (79)	3.24	167
86. University Counseling Services	7.2% (12)	19.8% (33)	1.2% (2)	1.2% (2)	70.7% (118)	3.12	167
87. Veteran Services	4.2% (7)	11.4% (19)	0.0% (0)	0.6% (1)	83.7% (139)	3.19	166
88. Wellness Center	29.2% (49)	34.5% (58)	2.4% (4)	0.0% (0)	33.9% (57)	3.41	168
89. Women's Center	7.8% (13)	17.5% (29)	0.6% (1)	0.6% (1)	73.5% (122)	3.23	166
answered question							169
skipped question							20

DynamicPDF

35. 90. To what extent did you participate in Residential College activities?

		Response Percent	Response Count
Did not participate		51.8%	87
Frequently		10.1%	17
Occasionally		20.2%	34
Seldom		17.9%	30
answered question			168
skipped question			21



35. 90. To what extent did you participate in Residential College activities?

answered question	168
skipped question	21

36. 91. Which phrase best describes your opinion of Residential Colleges?

		Response Percent	Response Count
Not familiar with Residential Colleges		43.7%	73
Very positive		16.8%	28
Positive		34.1%	57
Negative		4.8%	8
Very negative		0.6%	1
		answered question	167
		skipped question	22

37. 92. When you graduate how many times will you have studied abroad during your university career?

		Response Percent	Response Count
None		82.0%	137
One		13.2%	22
Two		4.8%	8
Three or more		0.0%	0
		answered question	167
		skipped question	22

38. Questions 93-102 The University has formulated ten desired "Characteristics of the Murray State University Graduate." Please indicate how effective your MSU experience was in enhancing your abilities in each area.









	Very effective	Effective	Ineffective	Very ineffective	Rating Average	Rating Count
93. Engage in mature, independent and creative thought and express that thought effectively in oral and written communication;	43.1% (69)	55.6% (89)	1.3% (2)	0.0% (0)	3.42	160
94. Understand and apply the critical and scientific methodologies that academic disciplines employ to discover knowledge and ascertain its validity;	35.6% (57)	58.8% (94)	5.0% (8)	0.6% (1)	3.29	160
95. Apply sound standards of information gathering, analysis and evaluation to reach logical decisions;	38.1% (61)	58.1% (93)	3.1% (5)	0.6% (1)	3.34	160
96. Understand the roles and applications of science and technology in the solution of the problems of a changing world;	31.3% (50)	63.8% (102)	4.4% (7)	0.6% (1)	3.26	160
97. Demonstrate a critical understanding of the world's historical, literary, philosophical and artistic traditions;	30.6% (49)	63.1% (101)	5.0% (8)	1.3% (2)	3.23	160
98. Understand the dynamics of cultural diversity, of competing economic and political systems, and of complex moral and ethical issues;	35.0% (56)	60.0% (96)	4.4% (7)	0.6% (1)	3.29	160
99. Understand the nature of and engage in ethical behavior and responsible citizenship;	39.4% (63)	58.1% (93)	2.5% (4)	0.0% (0)	3.37	160
				answered question		160
				skipped question		29

38. Questions 93-102 The University has formulated ten desired "Characteristics of the Murray State University Graduate." Please indicate how effective your MSU experience was in enhancing your abilities in each area.

100. Understand the importance of the behaviors necessary to maintain a healthy lifestyle;	40.0% (64)	55.0% (88)	4.4% (7)	0.6% (1)	3.34	160
101. Demonstrate mastery of a chosen field of study;	41.3% (66)	57.5% (92)	0.6% (1)	0.6% (1)	3.39	160
102. Value intellectual pursuit and continuous learning in a changing world.	41.3% (66)	56.3% (90)	2.5% (4)	0.0% (0)	3.39	160
answered question						160
skipped question						29

DynamicPDF

39. 103. What do you expect to do after you graduate?

		Response Percent	Response Count
I am unsure of my immediate plans.		5.4%	9
I will look for a job.		57.8%	96
I will continue working in the position I now have.		1.8%	3
I will work at a position I recently accepted.		6.0%	10
I will do additional undergraduate work.		0.6%	1
I will go to graduate school.		26.5%	44
I will go to law school.		1.2%	2
I will go to medical school.		0.0%	0
I will go to other professional school.		0.6%	1
I will not work or attend school.		0.0%	0
answered question			166
skipped question			23







DynamicPDF

39. 103. What do you expect to do after you graduate?

answered question 166

skipped question 23

40. 104. If you are already employed, how closely related is your job to your field of study?

		Response Percent	Response Count
Extremely close		16.0%	26
Somewhat close		13.6%	22
Somewhat different		3.1%	5
Extremely different		6.2%	10
I cannot determine		1.9%	3
Does not apply		59.3%	96
		answered question	162
		skipped question	27

DynamicPDF

41. 105. If you intend to work full-time, what do you expect your salary to be?





		Response Percent	Response Count
Above \$75,000		1.2%	2
\$65,000 - \$75,000		1.8%	3
\$55,000 - \$64,999		3.7%	6
\$45,000 - \$54,999		7.9%	13
\$35,000 - \$44,999		39.0%	64
\$25,000 - \$34,999		24.4%	40
Below \$25,000		3.7%	6
Does not apply		18.3%	30
answered question			164
skipped question			25

DynamicPDF





41. 105. If you intend to work full-time, what do you expect your salary to be?

answered question	164
skipped question	25

42. 106. If you intend to continue your education, please indicate which statement best describes the institution you will attend.

		Response Percent	Response Count
Murray State University		27.3%	44
University/College in Kentucky		26.1%	42
University/College outside Kentucky		23.6%	38
Does not apply		23.0%	37
		answered question	161
		skipped question	28

43. 107. "I would recommend Murray State University to a prospective student."

		Response Percent	Response Count
Strongly agree		58.2%	96
Agree		34.5%	57
Disagree		6.7%	11
Strongly disagree		0.6%	1
		answered question	165
		skipped question	24

44. Feedback:

	Response Count
	22
answered question	22
skipped question	167



45. 17. Please identify the program/major in which you are earning a degree. If you have a double major, check both of your majors. (Note: Liberal Arts and Integrated Studies Students, check Liberal Arts or Integrated Studies. Do not check your field of study as a major.)

	Response Percent	Response Count
Accounting	0.0%	0
Advertising	0.0%	0
Business Administration (associate's)	0.0%	0
Business Administration (bachelor's)	0.0%	0
Business GIS (certificate)	0.0%	0
Computer Information Systems	0.0%	0
Computer Science	0.0%	0
Economics	0.0%	0
Finance	0.0%	0
Graphic Communications Media	0.0%	0
International Business	0.0%	0
Journalism	0.0%	0
Management	0.0%	0
Marketing	0.0%	0
Organizational Communication	0.0%	0
Public Relations	0.0%	0
Television Production	0.0%	0
Telecommunications Systems Mgmt	0.0%	0
	answered question	0
	skipped question	189

45. 17. Please identify the program/major in which you are earning a degree. If you have a double major, check both of your majors. (Note: Liberal Arts and Integrated Studies Students, check Liberal Arts or Integrated Studies. Do not check your field of study as a major.)

Career & Technical Education (associate's)	0.0%	0
Career & Technical Education (bachelor's)	0.0%	0
Criminal Justice	0.0%	0
Elementary School Education	0.0%	0
Health & Physical Education	0.0%	0
Interdisciplinary Early Childhood Education	0.0%	0
Learning & Behavior Disorders	0.0%	0
Middle School Education	0.0%	0
Recreation & Leisure Services	0.0%	0
Social Work	0.0%	0
Youth & Nonprofit Leadership	0.0%	0
Art	0.0%	0
Creative Writing (BFA)	0.0%	0
English	0.0%	0
English Education (TESOL)	0.0%	0
Philosophy	0.0%	0
International Affairs	0.0%	0
Political Science	0.0%	0
Public Administration	0.0%	0
answered question		0
skipped question		189

45. 17. Please identify the program/major in which you are earning a degree. If you have a double major, check both of your majors. (Note: Liberal Arts and Integrated Studies Students, check Liberal Arts or Integrated Studies. Do not check your field of study as a major.)

Sociology	0.0%	0
History	0.0%	0
Liberal Arts	0.0%	0
French	0.0%	0
German	0.0%	0
Japanese	0.0%	0
Spanish	0.0%	0
Music	0.0%	0
Music Business	0.0%	0
Psychology	0.0%	0
Theatre	0.0%	0
Biology	0.0%	0
Wildlife & Conservation Biology	0.0%	0
Chemistry	0.0%	0
Applied Physics	0.0%	0
Engineering Physics	0.0%	0
Physics	0.0%	0
Geosciences	0.0%	0
Civil Engineering Technology (associate's)	0.0%	0
Civil Engineering Technology (bachelor's)	0.0%	0
answered question		0
skipped question		189

45. 17. Please identify the program/major in which you are earning a degree. If you have a double major, check both of your majors. (Note: Liberal Arts and Integrated Studies Students, check Liberal Arts or Integrated Studies. Do not check your field of study as a major.)

Electromechanical Engineering Technology	0.0%	0
Engineering Graphics & Design	0.0%	0
Interior Design	0.0%	0
Manufacturing Technology	0.0%	0
Occupational Safety and Health	0.0%	0
Industrial Technology (associate's)	0.0%	0
Mathematics	0.0%	0
Telecommunications Systems Mgmt	0.0%	0
Agricultural Science & Technology (associate's)	0.0%	0
Agricultural Science (bachelor's)	0.0%	0
Animal Technology/Animal-Equine	0.0%	0
Animal Technology/Vet Tech, Pre-Vet	0.0%	0
Athletic Training	0.0%	0
Communication Disorders	0.0%	0
Exercise Science	0.0%	0
Nursing	0.0%	0
Nursing/RN to BSN	0.0%	0
Nutrition, Dietetics, & Food Mgmt	0.0%	0
answered question		0
skipped question		189

45. 17. Please identify the program/major in which you are earning a degree. If you have a double major, check both of your majors. (Note: Liberal Arts and Integrated Studies Students, check Liberal Arts or Integrated Studies. Do not check your field of study as a major.)

Integrated Studies (BIS)	0.0%	0
General Studies (associate's)	0.0%	0
answered question		0
skipped question		189



DynamicPDF