

MSU Senior Survey

1. 1. Graduation Date

Month

	May	August	December	Response Count
Please select the month and year that you plan to graduate:	70.0% (7)	0.0% (0)	30.0% (3)	10


Year

	2012	2013	2014	2015	2016	2017	2018	2019	2020	Response Count
Please select the month and year that you plan to graduate:	0.0% (0)	0.0% (0)	0.0% (0)	0.0% (0)	30.0% (3)	70.0% (7)	0.0% (0)	0.0% (0)	0.0% (0)	10
answered question										10
skipped question										0


2. 2. Gender

	Response Percent	Response Count
Female	80.0%	8
Male	20.0%	2
answered question		10
skipped question		0



3. 3. Ethnic Background


		Response Percent	Response Count
White		100.0%	10
Black/African-American		0.0%	0
Asian		0.0%	0
Hispanic/Latino		0.0%	0
American Indian/Alaskan Native		0.0%	0
Native Hawaiian/Other Pacific Islander		0.0%	0
Two or more races		0.0%	0
		answered question	10
		skipped question	0

4. 4. Are you a U.S. citizen?

		Response Percent	Response Count
Yes		100.0%	9
No		0.0%	0
		answered question	9
		skipped question	1

5. 5. What is your residency classification at MSU?

		Response Percent	Response Count
In-state		50.0%	5
Out-of-state		50.0%	5
International		0.0%	0
		answered question	10
		skipped question	0



5. 5. What is your residency classification at MSU?

answered question	10
skipped question	0

6. 6. Age

		Response Percent	Response Count
24 or younger		80.0%	8
25-34		20.0%	2
35-44		0.0%	0
45 or older		0.0%	0
		answered question	10
		skipped question	0

7. 7. Has either of your parents received a bachelor's degree?

		Response Percent	Response Count
Yes		70.0%	7
No		30.0%	3
		answered question	10
		skipped question	0

8. 8. Has either of your parents received a degree from MSU?

		Response Percent	Response Count
Yes		10.0%	1
No		90.0%	9
answered question			10
skipped question			0

9. 9. What was your original entry status to MSU?

		Response Percent	Response Count
Freshman		70.0%	7
Transfer from community college/technical school		20.0%	2
Transfer from 4-yr institution		10.0%	1
answered question			10
skipped question			0

10. 10. How many credits were transferred?

		Response Percent	Response Count
12 or fewer		33.3%	1
13-30		0.0%	0
31-60		33.3%	1
Over 60		33.3%	1
answered question			3
skipped question			7

11. 11. Approximately what percent of your University Studies (general education) classes did you take at MSU?

		Response Percent	Response Count
Under 25%		66.7%	2
25-49%		33.3%	1
50-74%		0.0%	0
75-100%		0.0%	0
answered question			3
skipped question			7

12. 12. What has been your attendance status at MSU?

		Response Percent	Response Count
Primarily full-time		100.0%	10
Primarily part-time		0.0%	0
answered question			10
skipped question			0

DynamicPDF

13. 13. In which Residential College are you a member?



		Response Percent	Response Count
Do not know		10.0%	1
Clark College		10.0%	1
Elizabeth College		20.0%	2
Franklin-Springer Colleges		20.0%	2
Hart College		10.0%	1
Hester College		0.0%	0
Regents College		0.0%	0
Richmond College		20.0%	2
White College		10.0%	1
		answered question	10
		skipped question	0

DynamicPDF





13. 13. In which Residential College are you a member?

answered question	10
skipped question	0




14. 14. Have you ever received any type of Financial Aid while at MSU? (scholarships, grants, work-study, etc.)

		Response Percent	Response Count
Yes		80.0%	8
No		20.0%	2
answered question			10
skipped question			0

15. 15. How many years will it take you to complete your degree from the point of your initial enrollment in college (including any time at a previous institution)?

		Response Percent	Response Count
Two		20.0%	2
Three		20.0%	2
Four		50.0%	5
Five		10.0%	1
Six		0.0%	0
More than six		0.0%	0
answered question			10
skipped question			0

16. 16. In what range does your grade point average fall?

		Response Percent	Response Count
Less than 2.00		0.0%	0
2.00-2.50		0.0%	0
2.51-3.00		10.0%	1
3.01-3.50		60.0%	6
3.51-4.00		30.0%	3
answered question			10
skipped question			0

DynamicPDF

17. 17. Please identify the program/major in which you are earning a degree. If you have a double major, check both of your majors. (Note: Liberal Arts and Integrated Studies Students, check Liberal Arts or Integrated Studies. Do not check your field of study as a major.)

	Response Percent	Response Count
Accounting	0.0%	0
Advertising	0.0%	0
Agricultural Science & Technology (associate's)	0.0%	0
Agricultural Science (bachelor's)	0.0%	0
Animal Technology/Animal-Equine	0.0%	0
Animal Technology/Vet Tech, Pre-Vet	0.0%	0
Applied Physics	0.0%	0
Art	0.0%	0
Athletic Training	0.0%	0
Biology	0.0%	0
Business Administration (associate's)	0.0%	0
Business Administration (bachelor's)	0.0%	0
Career & Technical Education (associate's)	0.0%	0
Career & Technical Education (bachelor's)	0.0%	0
Chemistry	0.0%	0
Civil Engineering Technology (associate's)	0.0%	0
answered question		10
skipped question		0

17. 17. Please identify the program/major in which you are earning a degree. If you have a double major, check both of your majors. (Note: Liberal Arts and Integrated Studies Students, check Liberal Arts or Integrated Studies. Do not check your field of study as a major.)

Civil Engineering Technology (bachelor's)		0.0%	0
Communication Disorders		0.0%	0
Community Health		0.0%	0
Computer Information Systems		0.0%	0
Computer Science		0.0%	0
Creative Writing (BFA)		0.0%	0
Criminal Justice		0.0%	0
Economics		0.0%	0
Electromechanical Engineering Technology		0.0%	0
Elementary School Education		0.0%	0
Engineering Graphics & Design		0.0%	0
Engineering Physics		0.0%	0
English		0.0%	0
English Education (TESOL)		0.0%	0
Exercise Science		0.0%	0
Finance		0.0%	0
French	<input checked="" type="checkbox"/>	10.0%	1
General Studies (associate's)		0.0%	0
Geosciences		0.0%	0
German		0.0%	0
answered question			10
skipped question			0

17. 17. Please identify the program/major in which you are earning a degree. If you have a double major, check both of your majors. (Note: Liberal Arts and Integrated Studies Students, check Liberal Arts or Integrated Studies. Do not check your field of study as a major.)

Graphic Communications Media		0.0%	0
Health & Physical Education		0.0%	0
Health Information Administration		0.0%	0
History		0.0%	0
Industrial Technology (associate's)		0.0%	0
Integrated Studies (BIS)		0.0%	0
Interdisciplinary Early Childhood Education		0.0%	0
Interior Design		0.0%	0
International Business		0.0%	0
International Studies	<input checked="" type="checkbox"/>	40.0%	4
Japanese		0.0%	0
Journalism		0.0%	0
Learning & Behavior Disorders		0.0%	0
Liberal Arts		0.0%	0
Logistics & Supply Chain Management		0.0%	0
Management		0.0%	0
Manufacturing Technology		0.0%	0
Marketing		0.0%	0
Mathematics		0.0%	0
answered question			10
skipped question			0




17. 17. Please identify the program/major in which you are earning a degree. If you have a double major, check both of your majors. (Note: Liberal Arts and Integrated Studies Students, check Liberal Arts or Integrated Studies. Do not check your field of study as a major.)

Middle School Education		0.0%	0
Music		0.0%	0
Music Business		0.0%	0
Nonprofit Leadership Studies	<input type="checkbox"/>	10.0%	1
Nursing		0.0%	0
Nursing/RN to BSN		0.0%	0
Nutrition, Dietetics, & Food Mgmt		0.0%	0
Occupational Safety and Health		0.0%	0
Organizational Communication		0.0%	0
Philosophy		0.0%	0
Physics		0.0%	0
Political Science	<input checked="" type="checkbox"/>	40.0%	4
Psychology		0.0%	0
Public Administration		0.0%	0
Public Relations		0.0%	0
Recreation & Leisure Services		0.0%	0
Social Work		0.0%	0
Sociology	<input checked="" type="checkbox"/>	20.0%	2
Spanish		0.0%	0
Telecommunications Systems Mgmt		0.0%	0
answered question			10
skipped question			0

17. 17. Please identify the program/major in which you are earning a degree. If you have a double major, check both of your majors. (Note: Liberal Arts and Integrated Studies Students, check Liberal Arts or Integrated Studies. Do not check your field of study as a major.)



Television Production	0.0%	0
Theatre	0.0%	0
Wildlife & Conservation Biology	0.0%	0
answered question		10
skipped question		0

18. 20. What is the highest degree you eventually hope to receive?

		Response Percent	Response Count
Associate		0.0%	0
Baccalaureate		10.0%	1
Graduate		50.0%	5
Professional		40.0%	4
answered question		10	
skipped question		0	

DynamicPDF

19. 21. Which best describes your situation?

		Response Percent	Response Count
Did not change major/area		40.0%	4
Did not initially declare major/area		0.0%	0
Changed major/area		60.0%	6
		answered question	10
		skipped question	0



19. 21. Which best describes your situation?

answered question	10
skipped question	0

20. 22. While school was in session during the past year, how many hours per week, on average, did you work for pay?

		Response Percent	Response Count
Did not work		10.0%	1
Worked 1-10 hrs		20.0%	2
Worked 11-20 hrs		40.0%	4
Worked 21-30 hrs		10.0%	1
Worked 31-40 hrs		20.0%	2
Worked over 40 hrs		0.0%	0
		answered question	10
		skipped question	0

21. 23. For the most part, were classes offered at times convenient to you?

		Response Percent	Response Count
Yes		90.0%	9
No		10.0%	1
		answered question	10
		skipped question	0



22. 24. What time would you have preferred?

		Response Percent	Response Count
Late afternoon		0.0%	0
Evening		0.0%	0
Weekend		0.0%	0
During the day		100.0%	1
Online		0.0%	0
answered question			1
skipped question			9



23. 25. Which best describes the location where you completed the majority of your courses?

		Response Percent	Response Count
Murray		100.0%	10
Paducah		0.0%	0
Ft. Campbell		0.0%	0
Madisonville		0.0%	0
Hopkinsville		0.0%	0
Henderson		0.0%	0
Online		0.0%	0
Other (please specify)		0.0%	0
answered question			10
skipped question			0

24. 26. Did you take any online courses while at Murray State?






		Response Percent	Response Count
Yes		40.0%	4
No		60.0%	6
answered question			10
skipped question			0

25. 27. Did it take you an extra semester or more to complete degree requirements at Murray State?

		Response Percent	Response Count
Yes		40.0%	4
No		60.0%	6
answered question			10
skipped question			0

DynamicPDF

26. 28. Why did it take you an extra semester or more?

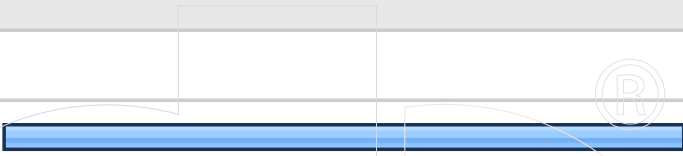
		Response Percent	Response Count
Work obligation limited my enrollment.		25.0%	1
Family obligations limited my enrollment.		25.0%	1
Tuition and other costs of attendance limited my enrollment.		0.0%	0
A decision to change majors added to my requirements.	 	75.0%	3
A required course or courses were not offered.		0.0%	0
Credits were lost transferring to Murray State.		25.0%	1
Other (please specify)		0.0%	0
answered question			4
skipped question			6

DynamicPDF

26. 28. Why did it take you an extra semester or more?

answered question	4
skipped question	6

27. 29. Did you have trouble getting any course(s) you needed while at Murray State?

		Response Percent	Response Count
Yes		0.0%	0
No		100.0%	10
		answered question	10
		skipped question	0

28. 30. Why did you have trouble getting the course?

	Response Percent	Response Count	
The course was not offered the semester I needed it.	0.0%	0	
The course was not offered at hours convenient to my work schedule.	0.0%	0	
The course was not offered at hours suitable for my school schedule.	0.0%	0	
All course sections were closed.	0.0%	0	
I was unaware of the prerequisites for the course.	0.0%	0	
		answered question	0
		skipped question	10



29. 31. Which statement best describes your experience with off-campus coop/internship?

		Response Percent	Response Count
Cannot judge; I did not have one.		70.0%	7
My experience was very valuable.		30.0%	3
My experience was valuable.		0.0%	0
My experience was of little value.		0.0%	0
My experience was of no value.		0.0%	0
answered question			10
skipped question			0

30. 32. Which statement best describes your experience with on-campus faculty-directed research, scholarly, or creative project?

		Response Percent	Response Count
Cannot judge; I did not have one.		22.2%	2
My experience was very valuable.		33.3%	3
My experience was valuable.		44.4%	4
My experience was of little value.		0.0%	0
My experience was of no value.		0.0%	0
answered question			9
skipped question			1

31. 33. Which statement best describes your experience with academic advising in your major/area?

		Response Percent	Response Count
Cannot judge; I did not make use of the opportunity.		0.0%	0
I was satisfied with information my adviser provided.		80.0%	8
Advice was inaccurate, incomplete, or misleading.		20.0%	2
My adviser was not available.		0.0%	0
		answered question	10
		skipped question	0

DynamicPDF

31. 33. Which statement best describes your experience with academic advising in your major/area?

answered question 10

skipped question 0



32. Questions 34-48 For each of these items, indicate the extent to which you were satisfied.

	Very satisfied	Satisfied	Dissatisfied	Very dissatisfied	Rating Average	Rating Count
34. Class size relative to type of course	60.0% (6)	40.0% (4)	0.0% (0)	0.0% (0)	3.60	10
35. Out-of-class availability of faculty	50.0% (5)	50.0% (5)	0.0% (0)	0.0% (0)	3.50	10
36. Effectiveness of your high school preparation for college work	10.0% (1)	60.0% (6)	30.0% (3)	0.0% (0)	2.80	10
37. Fairness of faculty in their treatment of individual students	30.0% (3)	70.0% (7)	0.0% (0)	0.0% (0)	3.30	10
38. Overall quality of instruction at Murray State	40.0% (4)	60.0% (6)	0.0% (0)	0.0% (0)	3.40	10
39. Quality of instruction in University Studies (General Education) courses	20.0% (2)	80.0% (8)	0.0% (0)	0.0% (0)	3.20	10
40. Quality of instruction in your major	50.0% (5)	50.0% (5)	0.0% (0)	0.0% (0)	3.50	10
41. Clarity of program objectives in your major	50.0% (5)	30.0% (3)	20.0% (2)	0.0% (0)	3.30	10
42. Intellectual challenge of the academic program	40.0% (4)	50.0% (5)	10.0% (1)	0.0% (0)	3.30	10
43. Encouragement and information from your major department for employment after graduation	30.0% (3)	40.0% (4)	30.0% (3)	0.0% (0)	3.00	10
44. Availability of opportunities to engage in a faculty-mentored research, scholarly, or creative project in your area of study/interest	20.0% (2)	70.0% (7)	10.0% (1)	0.0% (0)	3.10	10
45. Library hours	40.0% (4)	50.0% (5)	10.0% (1)	0.0% (0)	3.30	10
answered question						10
skipped question						0

32. Questions 34-48 For each of these items, indicate the extent to which you were satisfied.

46 Effectiveness of library personnel in meeting your information needs	30.0% (3)	60.0% (6)	10.0% (1)	0.0% (0)	3.20	10
47. Access to on-hand or electronic library resources	40.0% (4)	60.0% (6)	0.0% (0)	0.0% (0)	3.40	10
48. Computer, individual and group work spaces available within University Libraries (Waterfield, Pogue and Overby)	20.0% (2)	70.0% (7)	10.0% (1)	0.0% (0)	3.10	10
answered question						10
skipped question						0

33. Questions 49-55 University Studies is designed to offer you a broad base of skills and knowledge and to prepare you for upper division study. Please indicate how effective University Studies at Murray State was in helping you achieve these goals.

	Very effective	Effective	Ineffective	Very ineffective	Rating Average	Rating Count
49. Writing skills	30.0% (3)	60.0% (6)	10.0% (1)	0.0% (0)	3.20	10
50. Speaking skills	30.0% (3)	70.0% (7)	0.0% (0)	0.0% (0)	3.30	10
51. Critical thinking skills	40.0% (4)	60.0% (6)	0.0% (0)	0.0% (0)	3.40	10
52. Technology skills/computer skills	20.0% (2)	60.0% (6)	20.0% (2)	0.0% (0)	3.00	10
53. General knowledge in the liberal arts and sciences	40.0% (4)	60.0% (6)	0.0% (0)	0.0% (0)	3.40	10
54. International perspectives	40.0% (4)	60.0% (6)	0.0% (0)	0.0% (0)	3.40	10
55. Stimulation of interest in areas outside your chosen field of study	40.0% (4)	60.0% (6)	0.0% (0)	0.0% (0)	3.40	10
answered question						10
skipped question						0

34. Questions 56-89 For each of these services, activities or programs that you used, please indicate the extent to which you were satisfied that they met your needs. For those that you did not use, mark the "Did Not Use" option.

	Very satisfied	Satisfied	Dissatisfied	Very dissatisfied	Did Not Use	Rating Average	Rating Count
56. African-American/Multicultural Student Services	0.0% (0)	11.1% (1)	11.1% (1)	0.0% (0)	77.8% (7)	2.50	9
57. Blackboard/Canvas	16.7% (1)	66.7% (4)	16.7% (1)	0.0% (0)	0.0% (0)	3.00	6
58. Career Services Office	0.0% (0)	77.8% (7)	0.0% (0)	0.0% (0)	22.2% (2)	3.00	9
59. Cultural programming and activities	33.3% (3)	33.3% (3)	0.0% (0)	0.0% (0)	33.3% (3)	3.50	9
60. Degree audit (MAP report)	50.0% (4)	50.0% (4)	0.0% (0)	0.0% (0)	0.0% (0)	3.50	8
61. Financial Aid Office customer service	22.2% (2)	44.4% (4)	33.3% (3)	0.0% (0)	0.0% (0)	2.89	9
62. Dining Services	11.1% (1)	55.6% (5)	22.2% (2)	0.0% (0)	11.1% (1)	2.88	9
63. Graduation Office	11.1% (1)	55.6% (5)	0.0% (0)	11.1% (1)	22.2% (2)	2.86	9
64. Greek life and activities	37.5% (3)	12.5% (1)	0.0% (0)	0.0% (0)	50.0% (4)	3.75	8
65. Health Services	0.0% (0)	55.6% (5)	11.1% (1)	11.1% (1)	22.2% (2)	2.57	9
66. Honor Societies/Departmental Clubs/Special Interest Organizations	11.1% (1)	77.8% (7)	11.1% (1)	0.0% (0)	0.0% (0)	3.00	9
67. International programs and activities	44.4% (4)	11.1% (1)	0.0% (0)	11.1% (1)	33.3% (3)	3.33	9
answered question							9
skipped question							1

34. Questions 56-89 For each of these services, activities or programs that you used, please indicate the extent to which you were satisfied that they met your needs. For those that you did not use, mark the "Did Not Use" option.




68. International student support services	12.5% (1)	12.5% (1)	12.5% (1)	0.0% (0)	62.5% (5)	3.00	8
69. Internet and wireless access for study and research needs	11.1% (1)	44.4% (4)	22.2% (2)	11.1% (1)	11.1% (1)	2.63	9
70. Intramural Sports and Recreation	12.5% (1)	37.5% (3)	0.0% (0)	0.0% (0)	50.0% (4)	3.25	8
71. LGBT programs	0.0% (0)	22.2% (2)	0.0% (0)	0.0% (0)	77.8% (7)	3.00	9
72. Lowry Center/Developmental courses and tutoring	0.0% (0)	33.3% (3)	0.0% (0)	0.0% (0)	66.7% (6)	3.00	9
73. Library	44.4% (4)	33.3% (3)	0.0% (0)	11.1% (1)	11.1% (1)	3.25	9
74. MSU web site	50.0% (4)	25.0% (2)	25.0% (2)	0.0% (0)	0.0% (0)	3.25	8
75. NCAA Sports	22.2% (2)	33.3% (3)	0.0% (0)	0.0% (0)	44.4% (4)	3.40	9
76. Online courses that are not Blackboard or Canvas	0.0% (0)	25.0% (2)	0.0% (0)	0.0% (0)	75.0% (6)	3.00	8
77. Public Safety/Security Services	37.5% (3)	25.0% (2)	0.0% (0)	0.0% (0)	37.5% (3)	3.60	8
78. Registration through myGate	44.4% (4)	55.6% (5)	0.0% (0)	0.0% (0)	0.0% (0)	3.44	9
79. Residential College programming and activities	44.4% (4)	22.2% (2)	0.0% (0)	0.0% (0)	33.3% (3)	3.67	9
80. Scholarships/grants/student employment	22.2% (2)	66.7% (6)	11.1% (1)	0.0% (0)	0.0% (0)	3.11	9
81. Services for non-traditional students	0.0% (0)	22.2% (2)	0.0% (0)	11.1% (1)	66.7% (6)	2.33	9
answered question							9
skipped question							1

34. Questions 56-89 For each of these services, activities or programs that you used, please indicate the extent to which you were satisfied that they met your needs. For those that you did not use, mark the "Did Not Use" option.

82. Student Disability Services (SDS)	22.2% (2)	11.1% (1)	0.0% (0)	0.0% (0)	66.7% (6)	3.67	9	
83. Transcript requests	0.0% (0)	44.4% (4)	0.0% (0)	0.0% (0)	55.6% (5)	3.00	9	
84. Student Support Services (SSS)	0.0% (0)	25.0% (2)	0.0% (0)	0.0% (0)	75.0% (6)	3.00	8	
85. Transfer Center	0.0% (0)	44.4% (4)	0.0% (0)	0.0% (0)	55.6% (5)	3.00	9	
86. University Counseling Services	0.0% (0)	11.1% (1)	11.1% (1)	0.0% (0)	77.8% (7)	2.50	9	
87. Veteran Services	22.2% (2)	0.0% (0)	0.0% (0)	0.0% (0)	77.8% (7)	4.00	9	
88. Wellness Center	33.3% (3)	55.6% (5)	0.0% (0)	0.0% (0)	11.1% (1)	3.38	9	
89. Women's Center	0.0% (0)	33.3% (3)	0.0% (0)	0.0% (0)	66.7% (6)	3.00	9	
answered question							9	
skipped question							1	

DynamicPDF

35. 90. To what extent did you participate in Residential College activities?

		Response Percent	Response Count
Did not participate		33.3%	3
Frequently		44.4%	4
Occasionally		22.2%	2
Seldom		0.0%	0
answered question			9
skipped question			1

DynamicPDF

35. 90. To what extent did you participate in Residential College activities?

answered question	9
skipped question	1

36. 91. Which phrase best describes your opinion of Residential Colleges?

		Response Percent	Response Count
Not familiar with Residential Colleges		22.2%	2
Very positive		33.3%	3
Positive		44.4%	4
Negative		0.0%	0
Very negative		0.0%	0
		answered question	9
		skipped question	1

37. 92. When you graduate how many times will you have studied abroad during your university career?

		Response Percent	Response Count
None		55.6%	5
One		33.3%	3
Two		11.1%	1
Three or more		0.0%	0
		answered question	9
		skipped question	1

38. Questions 93-102 The University has formulated ten desired "Characteristics of the Murray State University Graduate." Please indicate how effective your MSU experience was in enhancing your abilities in each area.




	Very effective	Effective	Ineffective	Very ineffective	Rating Average	Rating Count
93. Engage in mature, independent and creative thought and express that thought effectively in oral and written communication;	55.6% (5)	44.4% (4)	0.0% (0)	0.0% (0)	3.56	9
94. Understand and apply the critical and scientific methodologies that academic disciplines employ to discover knowledge and ascertain its validity;	55.6% (5)	44.4% (4)	0.0% (0)	0.0% (0)	3.56	9
95. Apply sound standards of information gathering, analysis and evaluation to reach logical decisions;	44.4% (4)	55.6% (5)	0.0% (0)	0.0% (0)	3.44	9
96. Understand the roles and applications of science and technology in the solution of the problems of a changing world;	44.4% (4)	55.6% (5)	0.0% (0)	0.0% (0)	3.44	9
97. Demonstrate a critical understanding of the world's historical, literary, philosophical and artistic traditions;	55.6% (5)	44.4% (4)	0.0% (0)	0.0% (0)	3.56	9
98. Understand the dynamics of cultural diversity, of competing economic and political systems, and of complex moral and ethical issues;	66.7% (6)	33.3% (3)	0.0% (0)	0.0% (0)	3.67	9
99. Understand the nature of and engage in ethical behavior and responsible citizenship;	55.6% (5)	44.4% (4)	0.0% (0)	0.0% (0)	3.56	9
					answered question	9
					skipped question	1

38. Questions 93-102 The University has formulated ten desired "Characteristics of the Murray State University Graduate." Please indicate how effective your MSU experience was in enhancing your abilities in each area.

100. Understand the importance of the behaviors necessary to maintain a healthy lifestyle;	55.6% (5)	44.4% (4)	0.0% (0)	0.0% (0)	3.56	9
101. Demonstrate mastery of a chosen field of study;	55.6% (5)	44.4% (4)	0.0% (0)	0.0% (0)	3.56	9
102. Value intellectual pursuit and continuous learning in a changing world.	62.5% (5)	37.5% (3)	0.0% (0)	0.0% (0)	3.63	8
answered question						9
skipped question						1

DynamicPDF

39. 103. What do you expect to do after you graduate?

		Response Percent	Response Count
I am unsure of my immediate plans.		0.0%	0
I will look for a job.		22.2%	2
I will continue working in the position I now have.		0.0%	0
I will work at a position I recently accepted.		0.0%	0
I will do additional undergraduate work.		0.0%	0
I will go to graduate school.		55.6%	5
I will go to law school.		22.2%	2
I will go to medical school.		0.0%	0
I will go to other professional school.		0.0%	0
I will not work or attend school.		0.0%	0
answered question			9
skipped question			1

DynamicPDF

39. 103. What do you expect to do after you graduate?

answered question 9

skipped question 1

40. 104. If you are already employed, how closely related is your job to your field of study?

		Response Percent	Response Count
Extremely close		25.0%	2
Somewhat close		0.0%	0
Somewhat different		12.5%	1
Extremely different		12.5%	1
I cannot determine		0.0%	0
Does not apply		50.0%	4
		answered question	8
		skipped question	2

DynamicPDF

41. 105. If you intend to work full-time, what do you expect your salary to be?





		Response Percent	Response Count
Above \$75,000		0.0%	0
\$65,000 - \$75,000		0.0%	0
\$55,000 - \$64,999		0.0%	0
\$45,000 - \$54,999		12.5%	1
\$35,000 - \$44,999		12.5%	1
\$25,000 - \$34,999		25.0%	2
Below \$25,000		0.0%	0
Does not apply		50.0%	4
answered question			8
skipped question			2

DynamicPDF



41. 105. If you intend to work full-time, what do you expect your salary to be?

answered question	8
skipped question	2

42. 106. If you intend to continue your education, please indicate which statement best describes the institution you will attend.

		Response Percent	Response Count
Murray State University		11.1%	1
University/College in Kentucky		22.2%	2
University/College outside Kentucky		66.7%	6
Does not apply		0.0%	0
		answered question	9
		skipped question	1

43. 107. "I would recommend Murray State University to a prospective student."

		Response Percent	Response Count
Strongly agree		44.4%	4
Agree		55.6%	5
Disagree		0.0%	0
Strongly disagree		0.0%	0
		answered question	9
		skipped question	1

44. Feedback:

	Response Count
	2
answered question	2
skipped question	8



45. 17. Please identify the program/major in which you are earning a degree. If you have a double major, check both of your majors. (Note: Liberal Arts and Integrated Studies Students, check Liberal Arts or Integrated Studies. Do not check your field of study as a major.)

	Response Percent	Response Count
Accounting	0.0%	0
Advertising	0.0%	0
Business Administration (associate's)	0.0%	0
Business Administration (bachelor's)	0.0%	0
Business GIS (certificate)	0.0%	0
Computer Information Systems	0.0%	0
Computer Science	0.0%	0
Economics	0.0%	0
Finance	0.0%	0
Graphic Communications Media	0.0%	0
International Business	0.0%	0
Journalism	0.0%	0
Management	0.0%	0
Marketing	0.0%	0
Organizational Communication	0.0%	0
Public Relations	0.0%	0
Television Production	0.0%	0
Telecommunications Systems Mgmt	0.0%	0
	answered question	0
	skipped question	10

45. 17. Please identify the program/major in which you are earning a degree. If you have a double major, check both of your majors. (Note: Liberal Arts and Integrated Studies Students, check Liberal Arts or Integrated Studies. Do not check your field of study as a major.)

Career & Technical Education (associate's)	0.0%	0
Career & Technical Education (bachelor's)	0.0%	0
Criminal Justice	0.0%	0
Elementary School Education	0.0%	0
Health & Physical Education	0.0%	0
Interdisciplinary Early Childhood Education	0.0%	0
Learning & Behavior Disorders	0.0%	0
Middle School Education	0.0%	0
Recreation & Leisure Services	0.0%	0
Social Work	0.0%	0
Youth & Nonprofit Leadership	0.0%	0
Art	0.0%	0
Creative Writing (BFA)	0.0%	0
English	0.0%	0
English Education (TESOL)	0.0%	0
Philosophy	0.0%	0
International Affairs	0.0%	0
Political Science	0.0%	0
Public Administration	0.0%	0
answered question		0
skipped question		10

45. 17. Please identify the program/major in which you are earning a degree. If you have a double major, check both of your majors. (Note: Liberal Arts and Integrated Studies Students, check Liberal Arts or Integrated Studies. Do not check your field of study as a major.)

Sociology	0.0%	0
History	0.0%	0
Liberal Arts	0.0%	0
French	0.0%	0
German	0.0%	0
Japanese	0.0%	0
Spanish	0.0%	0
Music	0.0%	0
Music Business	0.0%	0
Psychology	0.0%	0
Theatre	0.0%	0
Biology	0.0%	0
Wildlife & Conservation Biology	0.0%	0
Chemistry	0.0%	0
Applied Physics	0.0%	0
Engineering Physics	0.0%	0
Physics	0.0%	0
Geosciences	0.0%	0
Civil Engineering Technology (associate's)	0.0%	0
Civil Engineering Technology (bachelor's)	0.0%	0
answered question		0
skipped question		10

45. 17. Please identify the program/major in which you are earning a degree. If you have a double major, check both of your majors. (Note: Liberal Arts and Integrated Studies Students, check Liberal Arts or Integrated Studies. Do not check your field of study as a major.)

Electromechanical Engineering Technology	0.0%	0
Engineering Graphics & Design	0.0%	0
Interior Design	0.0%	0
Manufacturing Technology	0.0%	0
Occupational Safety and Health	0.0%	0
Industrial Technology (associate's)	0.0%	0
Mathematics	0.0%	0
Telecommunications Systems Mgmt	0.0%	0
Agricultural Science & Technology (associate's)	0.0%	0
Agricultural Science (bachelor's)	0.0%	0
Animal Technology/Animal-Equine	0.0%	0
Animal Technology/Vet Tech, Pre-Vet	0.0%	0
Athletic Training	0.0%	0
Communication Disorders	0.0%	0
Exercise Science	0.0%	0
Nursing	0.0%	0
Nursing/RN to BSN	0.0%	0
Nutrition, Dietetics, & Food Mgmt	0.0%	0
answered question		0
skipped question		10

45. 17. Please identify the program/major in which you are earning a degree. If you have a double major, check both of your majors. (Note: Liberal Arts and Integrated Studies Students, check Liberal Arts or Integrated Studies. Do not check your field of study as a major.)

Integrated Studies (BIS)	0.0%	0
General Studies (associate's)	0.0%	0
answered question		0
skipped question		10



DynamicPDF