

MSU Senior Survey

1. 1. Graduation Date

Month

	May	August	December	Response Count
Please select the month and year that you plan to graduate:	63.2% (12)	0.0% (0)	36.8% (7)	19


Year

	2012	2013	2014	2015	2016	2017	2018	2019	2020	Response Count
Please select the month and year that you plan to graduate:	0.0% (0)	0.0% (0)	0.0% (0)	0.0% (0)	36.8% (7)	57.9% (11)	5.3% (1)	0.0% (0)	0.0% (0)	19
answered question										19
skipped question										0


2. 2. Gender

	Response Percent	Response Count
Female	84.2%	16
Male	15.8%	3
answered question		19
skipped question		0



3. 3. Ethnic Background


		Response Percent	Response Count
White		100.0%	19
Black/African-American		0.0%	0
Asian		0.0%	0
Hispanic/Latino		0.0%	0
American Indian/Alaskan Native		0.0%	0
Native Hawaiian/Other Pacific Islander		0.0%	0
Two or more races		0.0%	0
		answered question	19
		skipped question	0

4. 4. Are you a U.S. citizen?

		Response Percent	Response Count
Yes		100.0%	19
No		0.0%	0
		answered question	19
		skipped question	0

5. 5. What is your residency classification at MSU?

		Response Percent	Response Count
In-state		89.5%	17
Out-of-state		10.5%	2
International		0.0%	0
		answered question	19
		skipped question	0



5. 5. What is your residency classification at MSU?

answered question 19

skipped question 0

6. 6. Age

		Response Percent	Response Count
24 or younger		68.4%	13
25-34		15.8%	3
35-44		15.8%	3
45 or older		0.0%	0

answered question 19

skipped question 0



7. 7. Has either of your parents received a bachelor's degree?

		Response Percent	Response Count
Yes		42.1%	8
No		57.9%	11




answered question 19

skipped question 0




8. 8. Has either of your parents received a degree from MSU?

		Response Percent	Response Count
Yes		15.8%	3
No		84.2%	16
answered question			19
skipped question			0




9. 9. What was your original entry status to MSU?

		Response Percent	Response Count
Freshman		47.4%	9
Transfer from community college/technical school		36.8%	7
Transfer from 4-yr institution		15.8%	3
answered question			19
skipped question			0


10. 10. How many credits were transferred?

		Response Percent	Response Count
12 or fewer		0.0%	0
13-30		20.0%	2
31-60		40.0%	4
Over 60		40.0%	4
answered question			10
skipped question			9

11. 11. Approximately what percent of your University Studies (general education) classes did you take at MSU?

		Response Percent	Response Count
Under 25%		30.0%	3
25-49%		30.0%	3
50-74%		40.0%	4
75-100%		0.0%	0
answered question			10
skipped question			9

12. 12. What has been your attendance status at MSU?

		Response Percent	Response Count
Primarily full-time		100.0%	19
Primarily part-time		0.0%	0
answered question			19
skipped question			0

DynamicPDF

13. 13. In which Residential College are you a member?



		Response Percent	Response Count
Do not know		15.8%	3
Clark College		5.3%	1
Elizabeth College		15.8%	3
Franklin-Springer Colleges		0.0%	0
Hart College		21.1%	4
Hester College		10.5%	2
Regents College		21.1%	4
Richmond College		0.0%	0
White College		10.5%	2
answered question			19
skipped question			0

DynamicPDF







13. 13. In which Residential College are you a member?

answered question	19
skipped question	0





14. 14. Have you ever received any type of Financial Aid while at MSU? (scholarships, grants, work-study, etc.)

		Response Percent	Response Count
Yes		84.2%	16
No		15.8%	3
		answered question	19
		skipped question	0

15. 15. How many years will it take you to complete your degree from the point of your initial enrollment in college (including any time at a previous institution)?

		Response Percent	Response Count
Two		10.5%	2
Three		5.3%	1
Four		47.4%	9
Five		10.5%	2
Six		15.8%	3
More than six		10.5%	2
		answered question	19
		skipped question	0

16. 16. In what range does your grade point average fall?

		Response Percent	Response Count
Less than 2.00		0.0%	0
2.00-2.50		5.3%	1
2.51-3.00		31.6%	6
3.01-3.50		57.9%	11
3.51-4.00		5.3%	1
answered question			19
skipped question			0

DynamicPDF

17. 17. Please identify the program/major in which you are earning a degree. If you have a double major, check both of your majors. (Note: Liberal Arts and Integrated Studies Students, check Liberal Arts or Integrated Studies. Do not check your field of study as a major.)

	Response Percent	Response Count
Accounting	0.0%	0
Advertising	0.0%	0
Agricultural Science & Technology (associate's)	0.0%	0
Agricultural Science (bachelor's)	0.0%	0
Animal Technology/Animal-Equine	0.0%	0
Animal Technology/Vet Tech, Pre-Vet	0.0%	0
Applied Physics	0.0%	0
Art	0.0%	0
Athletic Training	0.0%	0
Biology	0.0%	0
Business Administration (associate's)	0.0%	0
Business Administration (bachelor's)	0.0%	0
Career & Technical Education (associate's)	0.0%	0
Career & Technical Education (bachelor's)	0.0%	0
Chemistry	0.0%	0
Civil Engineering Technology (associate's)	0.0%	0
	answered question	19
	skipped question	0

17. 17. Please identify the program/major in which you are earning a degree. If you have a double major, check both of your majors. (Note: Liberal Arts and Integrated Studies Students, check Liberal Arts or Integrated Studies. Do not check your field of study as a major.)

Civil Engineering Technology (bachelor's)		0.0%	0
Communication Disorders		0.0%	0
Community Health		0.0%	0
Computer Information Systems		0.0%	0
Computer Science		0.0%	0
Creative Writing (BFA)		0.0%	0
Criminal Justice	<input checked="" type="checkbox"/>	5.3%	1
Economics		0.0%	0
Electromechanical Engineering Technology		0.0%	0
Elementary School Education		0.0%	0
Engineering Graphics & Design		0.0%	0
Engineering Physics		0.0%	0
English		0.0%	0
English Education (TESOL)		0.0%	0
Exercise Science		0.0%	0
Finance		0.0%	0
French		0.0%	0
General Studies (associate's)		0.0%	0
Geosciences		0.0%	0
German		0.0%	0
answered question			19
skipped question			0

17. 17. Please identify the program/major in which you are earning a degree. If you have a double major, check both of your majors. (Note: Liberal Arts and Integrated Studies Students, check Liberal Arts or Integrated Studies. Do not check your field of study as a major.)

Graphic Communications Media	0.0%	0
Health & Physical Education	0.0%	0
Health Information Administration	0.0%	0
History	0.0%	0
Industrial Technology (associate's)	0.0%	0
Integrated Studies (BIS)	0.0%	0
Interdisciplinary Early Childhood Education	0.0%	0
Interior Design	0.0%	0
International Business	0.0%	0
International Studies	0.0%	0
Japanese	0.0%	0
Journalism	0.0%	0
Learning & Behavior Disorders	0.0%	0
Liberal Arts	0.0%	0
Logistics & Supply Chain Management	0.0%	0
Management	0.0%	0
Manufacturing Technology	0.0%	0
Marketing	0.0%	0
Mathematics	0.0%	0
answered question		19
skipped question		0




17. 17. Please identify the program/major in which you are earning a degree. If you have a double major, check both of your majors. (Note: Liberal Arts and Integrated Studies Students, check Liberal Arts or Integrated Studies. Do not check your field of study as a major.)

Middle School Education		0.0%	0
Music		0.0%	0
Music Business		0.0%	0
Nonprofit Leadership Studies	<input type="checkbox"/>	5.3%	1
Nursing		0.0%	0
Nursing/RN to BSN		0.0%	0
Nutrition, Dietetics, & Food Mgmt		0.0%	0
Occupational Safety and Health		0.0%	0
Organizational Communication		0.0%	0
Philosophy		0.0%	0
Physics		0.0%	0
Political Science		0.0%	0
Psychology	<input checked="" type="checkbox"/>	100.0%	19
Public Administration		0.0%	0
Public Relations		0.0%	0
Recreation & Leisure Services		0.0%	0
Social Work		0.0%	0
Sociology		0.0%	0
Spanish		0.0%	0
Telecommunications Systems Mgmt		0.0%	0
answered question			19
skipped question			0

17. 17. Please identify the program/major in which you are earning a degree. If you have a double major, check both of your majors. (Note: Liberal Arts and Integrated Studies Students, check Liberal Arts or Integrated Studies. Do not check your field of study as a major.)


Television Production	0.0%	0
Theatre	0.0%	0
Wildlife & Conservation Biology	0.0%	0
answered question		19
skipped question		0

18. 20. What is the highest degree you eventually hope to receive?

		Response Percent	Response Count
Associate		0.0%	0
Baccalaureate		10.5%	2
Graduate		73.7%	14
Professional		15.8%	3
answered question			19
skipped question			0

19. 21. Which best describes your situation?

		Response Percent	Response Count
Did not change major/area		52.6%	10
Did not initially declare major/area		5.3%	1
Changed major/area		42.1%	8
answered question			19
skipped question			0

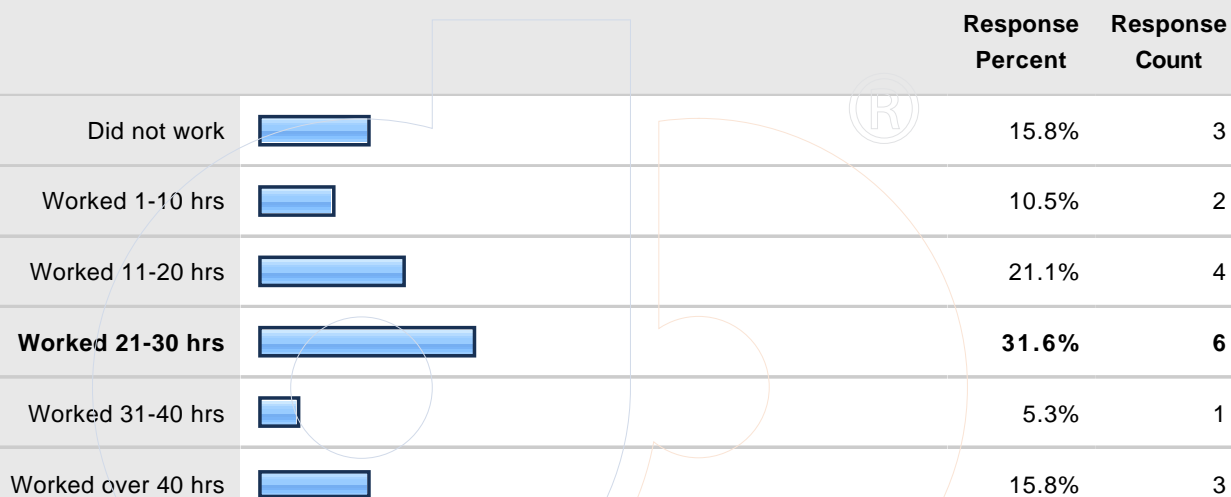


19. 21. Which best describes your situation?

answered question 19

skipped question 0

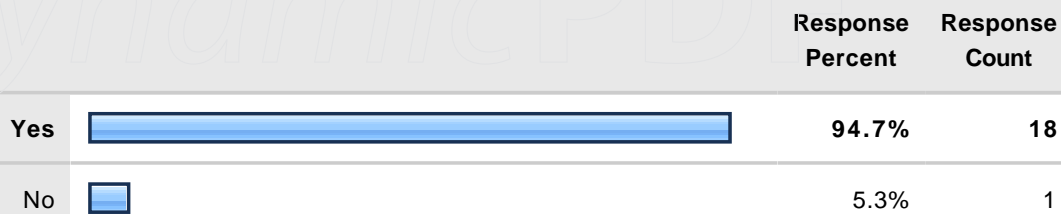
20. 22. While school was in session during the past year, how many hours per week, on average, did you work for pay?



answered question 19

skipped question 0


21. 23. For the most part, were classes offered at times convenient to you?





answered question 19

skipped question 0



22. 24. What time would you have preferred?

		Response Percent	Response Count
Late afternoon		0.0%	0
Evening		0.0%	0
Weekend		0.0%	0
During the day		0.0%	0
Online		100.0%	1
answered question			1
skipped question			18



23. 25. Which best describes the location where you completed the majority of your courses?

		Response Percent	Response Count
Murray		94.7%	18
Paducah		5.3%	1
Ft. Campbell		0.0%	0
Madisonville		0.0%	0
Hopkinsville		0.0%	0
Henderson		0.0%	0
Online		0.0%	0
Other (please specify)		0.0%	0
answered question			19
skipped question			0

24. 26. Did you take any online courses while at Murray State?





		Response Percent	Response Count
Yes		63.2%	12
No		36.8%	7
answered question			19
skipped question			0

25. 27. Did it take you an extra semester or more to complete degree requirements at Murray State?

		Response Percent	Response Count
Yes		42.1%	8
No		57.9%	11
answered question			19
skipped question			0

DynamicPDF

26. 28. Why did it take you an extra semester or more?



		Response Percent	Response Count
Work obligation limited my enrollment.		0.0%	0
Family obligations limited my enrollment.		25.0%	2
Tuition and other costs of attendance limited my enrollment.		0.0%	0
A decision to change majors added to my requirements.		0.0%	0
A required course or courses were not offered.		12.5%	1
Credits were lost transferring to Murray State.		12.5%	1
Other (please specify)		50.0%	4
answered question			8
skipped question			11

DynamicPDF





26. 28. Why did it take you an extra semester or more?

answered question	8
skipped question	11

27. 29. Did you have trouble getting any course(s) you needed while at Murray State?

		Response Percent	Response Count
Yes		36.8%	7
No		63.2%	12
		answered question	19
		skipped question	0

28. 30. Why did you have trouble getting the course?

		Response Percent	Response Count
The course was not offered the semester I needed it.		14.3%	1
The course was not offered at hours convenient to my work schedule.		14.3%	1
The course was not offered at hours suitable for my school schedule.		0.0%	0
All course sections were closed.		28.6%	2
I was unaware of the prerequisites for the course.		42.9%	3
		answered question	7
		skipped question	12



29. 31. Which statement best describes your experience with off-campus coop/internship?

		Response Percent	Response Count
Cannot judge; I did not have one.		68.4%	13
My experience was very valuable.		21.1%	4
My experience was valuable.		10.5%	2
My experience was of little value.		0.0%	0
My experience was of no value.		0.0%	0
answered question			19
skipped question			0

30. 32. Which statement best describes your experience with on-campus faculty-directed research, scholarly, or creative project?

		Response Percent	Response Count
Cannot judge; I did not have one.		15.8%	3
My experience was very valuable.		42.1%	8
My experience was valuable.		31.6%	6
My experience was of little value.		10.5%	2
My experience was of no value.		0.0%	0
answered question			19
skipped question			0

31. 33. Which statement best describes your experience with academic advising in your major/area?

		Response Percent	Response Count
Cannot judge; I did not make use of the opportunity.		0.0%	0
I was satisfied with information my adviser provided.		94.7%	18
Advice was inaccurate, incomplete, or misleading.		0.0%	0
My adviser was not available.		5.3%	1
		answered question	19
		skipped question	0

DynamicPDF

31. 33. Which statement best describes your experience with academic advising in your major/area?

answered question 19

skipped question 0



DynamicPDF

32. Questions 34-48 For each of these items, indicate the extent to which you were satisfied.

	Very satisfied	Satisfied	Dissatisfied	Very dissatisfied	Rating Average	Rating Count
34. Class size relative to type of course	47.4% (9)	52.6% (10)	0.0% (0)	0.0% (0)	3.47	19
35. Out-of-class availability of faculty	36.8% (7)	63.2% (12)	0.0% (0)	0.0% (0)	3.37	19
36. Effectiveness of your high school preparation for college work	15.8% (3)	47.4% (9)	26.3% (5)	10.5% (2)	2.68	19
37. Fairness of faculty in their treatment of individual students	42.1% (8)	52.6% (10)	0.0% (0)	5.3% (1)	3.32	19
38. Overall quality of instruction at Murray State	42.1% (8)	57.9% (11)	0.0% (0)	0.0% (0)	3.42	19
39. Quality of instruction in University Studies (General Education) courses	26.3% (5)	63.2% (12)	10.5% (2)	0.0% (0)	3.16	19
40. Quality of instruction in your major	68.4% (13)	31.6% (6)	0.0% (0)	0.0% (0)	3.68	19
41. Clarity of program objectives in your major	52.6% (10)	42.1% (8)	5.3% (1)	0.0% (0)	3.47	19
42. Intellectual challenge of the academic program	52.6% (10)	47.4% (9)	0.0% (0)	0.0% (0)	3.53	19
43. Encouragement and information from your major department for employment after graduation	31.6% (6)	42.1% (8)	21.1% (4)	5.3% (1)	3.00	19
44. Availability of opportunities to engage in a faculty-mentored research, scholarly, or creative project in your area of study/interest	36.8% (7)	47.4% (9)	10.5% (2)	5.3% (1)	3.16	19
45. Library hours	31.6% (6)	68.4% (13)	0.0% (0)	0.0% (0)	3.32	19
answered question						19
skipped question						0

32. Questions 34-48 For each of these items, indicate the extent to which you were satisfied.

46 Effectiveness of library personnel in meeting your information needs	42.1% (8)	57.9% (11)	0.0% (0)	0.0% (0)	3.42	19
47. Access to on-hand or electronic library resources	36.8% (7)	63.2% (12)	0.0% (0)	0.0% (0)	3.37	19
48. Computer, individual and group work spaces available within University Libraries (Waterfield, Pogue and Overby)	42.1% (8)	47.4% (9)	5.3% (1)	5.3% (1)	3.26	19
answered question						19
skipped question						0

33. Questions 49-55 University Studies is designed to offer you a broad base of skills and knowledge and to prepare you for upper division study. Please indicate how effective University Studies at Murray State was in helping you achieve these goals.

	Very effective	Effective	Ineffective	Very ineffective	Rating Average	Rating Count
49. Writing skills	68.4% (13)	26.3% (5)	5.3% (1)	0.0% (0)	3.63	19
50. Speaking skills	31.6% (6)	63.2% (12)	5.3% (1)	0.0% (0)	3.26	19
51. Critical thinking skills	57.9% (11)	42.1% (8)	0.0% (0)	0.0% (0)	3.58	19
52. Technology skills/computer skills	31.6% (6)	68.4% (13)	0.0% (0)	0.0% (0)	3.32	19
53. General knowledge in the liberal arts and sciences	42.1% (8)	47.4% (9)	10.5% (2)	0.0% (0)	3.32	19
54. International perspectives	36.8% (7)	31.6% (6)	26.3% (5)	5.3% (1)	3.00	19
55. Stimulation of interest in areas outside your chosen field of study	42.1% (8)	42.1% (8)	15.8% (3)	0.0% (0)	3.26	19
answered question						19
skipped question						0

34. Questions 56-89 For each of these services, activities or programs that you used, please indicate the extent to which you were satisfied that they met your needs. For those that you did not use, mark the "Did Not Use" option.

	Very satisfied	Satisfied	Dissatisfied	Very dissatisfied	Did Not Use	Rating Average	Rating Count
56. African-American/Multicultural Student Services	0.0% (0)	0.0% (0)	0.0% (0)	0.0% (0)	100.0% (19)	0.00	19
57. Blackboard/Canvas	42.1% (8)	52.6% (10)	5.3% (1)	0.0% (0)	0.0% (0)	3.37	19
58. Career Services Office	5.3% (1)	36.8% (7)	5.3% (1)	0.0% (0)	52.6% (10)	3.00	19
59. Cultural programming and activities	5.3% (1)	5.3% (1)	0.0% (0)	0.0% (0)	89.5% (17)	3.50	19
60. Degree audit (MAP report)	52.6% (10)	31.6% (6)	0.0% (0)	0.0% (0)	15.8% (3)	3.63	19
61. Financial Aid Office customer service	10.5% (2)	52.6% (10)	10.5% (2)	5.3% (1)	21.1% (4)	2.87	19
62. Dining Services	5.3% (1)	36.8% (7)	15.8% (3)	5.3% (1)	36.8% (7)	2.67	19
63. Graduation Office	10.5% (2)	57.9% (11)	0.0% (0)	0.0% (0)	31.6% (6)	3.15	19
64. Greek life and activities	5.3% (1)	5.3% (1)	0.0% (0)	0.0% (0)	89.5% (17)	3.50	19
65. Health Services	10.5% (2)	26.3% (5)	15.8% (3)	0.0% (0)	47.4% (9)	2.90	19
66. Honor Societies/Departmental Clubs/Special Interest Organizations	21.1% (4)	31.6% (6)	5.3% (1)	0.0% (0)	42.1% (8)	3.27	19
67. International programs and activities	5.3% (1)	5.3% (1)	0.0% (0)	0.0% (0)	89.5% (17)	3.50	19
68. International student support services	5.3% (1)	0.0% (0)	0.0% (0)	0.0% (0)	94.7% (18)	4.00	19
answered question							19
skipped question							0

34. Questions 56-89 For each of these services, activities or programs that you used, please indicate the extent to which you were satisfied that they met your needs. For those that you did not use, mark the "Did Not Use" option.

69. Internet and wireless access for study and research needs	21.1% (4)	63.2% (12)	0.0% (0)	10.5% (2)	5.3% (1)	3.00	19
70. Intramural Sports and Recreation	10.5% (2)	15.8% (3)	0.0% (0)	0.0% (0)	73.7% (14)	3.40	19
71. LGBT programs	10.5% (2)	15.8% (3)	0.0% (0)	0.0% (0)	73.7% (14)	3.40	19
72. Lowry Center/Developmental courses and tutoring	5.3% (1)	5.3% (1)	0.0% (0)	0.0% (0)	89.5% (17)	3.50	19
73. Library	42.1% (8)	47.4% (9)	10.5% (2)	0.0% (0)	0.0% (0)	3.32	19
74. MSU web site	38.9% (7)	55.6% (10)	0.0% (0)	0.0% (0)	5.6% (1)	3.41	18
75. NCAA Sports	5.3% (1)	15.8% (3)	0.0% (0)	0.0% (0)	78.9% (15)	3.25	19
76. Online courses that are not Blackboard or Canvas	5.3% (1)	5.3% (1)	0.0% (0)	5.3% (1)	84.2% (16)	2.67	19
77. Public Safety/Security Services	10.5% (2)	52.6% (10)	0.0% (0)	0.0% (0)	36.8% (7)	3.17	19
78. Registration through myGate	26.3% (5)	73.7% (14)	0.0% (0)	0.0% (0)	0.0% (0)	3.26	19
79. Residential College programming and activities	5.3% (1)	31.6% (6)	0.0% (0)	0.0% (0)	63.2% (12)	3.14	19
80. Scholarships/grants/student employment	21.1% (4)	42.1% (8)	10.5% (2)	0.0% (0)	26.3% (5)	3.14	19
81. Services for non-traditional students	5.3% (1)	5.3% (1)	0.0% (0)	5.3% (1)	84.2% (16)	2.67	19
82. Student Disability Services (SDS)	5.3% (1)	5.3% (1)	0.0% (0)	0.0% (0)	89.5% (17)	3.50	19
answered question							19
skipped question							0

34. Questions 56-89 For each of these services, activities or programs that you used, please indicate the extent to which you were satisfied that they met your needs. For those that you did not use, mark the "Did Not Use" option.

83. Transcript requests	10.5% (2)	47.4% (9)	0.0% (0)	0.0% (0)	42.1% (8)	3.18	19
84. Student Support Services (SSS)	10.5% (2)	5.3% (1)	0.0% (0)	0.0% (0)	84.2% (16)	3.67	19
85. Transfer Center	15.8% (3)	36.8% (7)	0.0% (0)	0.0% (0)	47.4% (9)	3.30	19
86. University Counseling Services	5.3% (1)	26.3% (5)	5.3% (1)	0.0% (0)	63.2% (12)	3.00	19
87. Veteran Services	5.3% (1)	0.0% (0)	0.0% (0)	0.0% (0)	94.7% (18)	4.00	19
88. Wellness Center	16.7% (3)	44.4% (8)	0.0% (0)	0.0% (0)	38.9% (7)	3.27	18
89. Women's Center	10.5% (2)	15.8% (3)	0.0% (0)	0.0% (0)	73.7% (14)	3.40	19
answered question							19
skipped question							0

35. 90. To what extent did you participate in Residential College activities?

		Response Percent	Response Count
Did not participate		52.6%	10
Frequently		10.5%	2
Occasionally		10.5%	2
Seldom		26.3%	5
answered question			19
skipped question			0

36. 91. Which phrase best describes your opinion of Residential Colleges?

		Response Percent	Response Count
Not familiar with Residential Colleges		42.1%	8
Very positive		15.8%	3
Positive		31.6%	6
Negative		10.5%	2
Very negative		0.0%	0
answered question			19
skipped question			0

37. 92. When you graduate how many times will you have studied abroad during your university career?

		Response Percent	Response Count
None		94.4%	17
One		5.6%	1
Two		0.0%	0
Three or more		0.0%	0
answered question			18
skipped question			1

38. Questions 93-102 The University has formulated ten desired "Characteristics of the Murray State University Graduate." Please indicate how effective your MSU experience was in enhancing your abilities in each area.






	Very effective	Effective	Ineffective	Very ineffective	Rating Average	Rating Count
93. Engage in mature, independent and creative thought and express that thought effectively in oral and written communication;	58.8% (10)	41.2% (7)	0.0% (0)	0.0% (0)	3.59	17
94. Understand and apply the critical and scientific methodologies that academic disciplines employ to discover knowledge and ascertain its validity;	58.8% (10)	41.2% (7)	0.0% (0)	0.0% (0)	3.59	17
95. Apply sound standards of information gathering, analysis and evaluation to reach logical decisions;	52.9% (9)	47.1% (8)	0.0% (0)	0.0% (0)	3.53	17
96. Understand the roles and applications of science and technology in the solution of the problems of a changing world;	52.9% (9)	47.1% (8)	0.0% (0)	0.0% (0)	3.53	17
97. Demonstrate a critical understanding of the world's historical, literary, philosophical and artistic traditions;	41.2% (7)	47.1% (8)	11.8% (2)	0.0% (0)	3.29	17
98. Understand the dynamics of cultural diversity, of competing economic and political systems, and of complex moral and ethical issues;	41.2% (7)	52.9% (9)	0.0% (0)	5.9% (1)	3.29	17
99. Understand the nature of and engage in ethical behavior and responsible citizenship;	52.9% (9)	41.2% (7)	0.0% (0)	5.9% (1)	3.41	17
					answered question	17
					skipped question	2

38. Questions 93-102 The University has formulated ten desired "Characteristics of the Murray State University Graduate." Please indicate how effective your MSU experience was in enhancing your abilities in each area.

100. Understand the importance of the behaviors necessary to maintain a healthy lifestyle;	52.9% (9)	35.3% (6)	5.9% (1)	5.9% (1)	3.35	17
101. Demonstrate mastery of a chosen field of study;	47.1% (8)	47.1% (8)	5.9% (1)	0.0% (0)	3.41	17
102. Value intellectual pursuit and continuous learning in a changing world.	58.8% (10)	35.3% (6)	5.9% (1)	0.0% (0)	3.53	17
answered question						17
skipped question						2

DynamicPDF

39. 103. What do you expect to do after you graduate?

		Response Percent	Response Count
I am unsure of my immediate plans.		5.9%	1
I will look for a job.		29.4%	5
I will continue working in the position I now have.		0.0%	0
I will work at a position I recently accepted.		5.9%	1
I will do additional undergraduate work.		0.0%	0
I will go to graduate school.		52.9%	9
I will go to law school.		5.9%	1
I will go to medical school.		0.0%	0
I will go to other professional school.		0.0%	0
I will not work or attend school.		0.0%	0
answered question			17
skipped question			2

DynamicPDF

39. 103. What do you expect to do after you graduate?

answered question 17

skipped question 2

40. 104. If you are already employed, how closely related is your job to your field of study?

		Response Percent	Response Count
Extremely close		5.9%	1
Somewhat close		11.8%	2
Somewhat different		11.8%	2
Extremely different		11.8%	2
I cannot determine		0.0%	0
Does not apply		58.8%	10
		answered question	17
		skipped question	2

DynamicPDF

41. 105. If you intend to work full-time, what do you expect your salary to be?

		Response Percent	Response Count
Above \$75,000		0.0%	0
\$65,000 - \$75,000		0.0%	0
\$55,000 - \$64,999		5.9%	1
\$45,000 - \$54,999		11.8%	2
\$35,000 - \$44,999		29.4%	5
\$25,000 - \$34,999		11.8%	2
Below \$25,000		11.8%	2
Does not apply		29.4%	5
answered question			17
skipped question			2





DynamicPDF

41. 105. If you intend to work full-time, what do you expect your salary to be?



answered question 17

skipped question 2

42. 106. If you intend to continue your education, please indicate which statement best describes the institution you will attend.

		Response Percent	Response Count
Murray State University		41.2%	7
University/College in Kentucky		29.4%	5
University/College outside Kentucky		17.6%	3
Does not apply		11.8%	2
		answered question	17
		skipped question	2

43. 107. "I would recommend Murray State University to a prospective student."

		Response Percent	Response Count
Strongly agree		58.8%	10
Agree		41.2%	7
Disagree		0.0%	0
Strongly disagree		0.0%	0
		answered question	17
		skipped question	2

44. Feedback:

	Response Count
	2
answered question	2
skipped question	17



45. 17. Please identify the program/major in which you are earning a degree. If you have a double major, check both of your majors. (Note: Liberal Arts and Integrated Studies Students, check Liberal Arts or Integrated Studies. Do not check your field of study as a major.)

	Response Percent	Response Count
Accounting	0.0%	0
Advertising	0.0%	0
Business Administration (associate's)	0.0%	0
Business Administration (bachelor's)	0.0%	0
Business GIS (certificate)	0.0%	0
Computer Information Systems	0.0%	0
Computer Science	0.0%	0
Economics	0.0%	0
Finance	0.0%	0
Graphic Communications Media	0.0%	0
International Business	0.0%	0
Journalism	0.0%	0
Management	0.0%	0
Marketing	0.0%	0
Organizational Communication	0.0%	0
Public Relations	0.0%	0
Television Production	0.0%	0
Telecommunications Systems Mgmt	0.0%	0
	answered question	0
	skipped question	19

45. 17. Please identify the program/major in which you are earning a degree. If you have a double major, check both of your majors. (Note: Liberal Arts and Integrated Studies Students, check Liberal Arts or Integrated Studies. Do not check your field of study as a major.)

Career & Technical Education (associate's)	0.0%	0
Career & Technical Education (bachelor's)	0.0%	0
Criminal Justice	0.0%	0
Elementary School Education	0.0%	0
Health & Physical Education	0.0%	0
Interdisciplinary Early Childhood Education	0.0%	0
Learning & Behavior Disorders	0.0%	0
Middle School Education	0.0%	0
Recreation & Leisure Services	0.0%	0
Social Work	0.0%	0
Youth & Nonprofit Leadership	0.0%	0
Art	0.0%	0
Creative Writing (BFA)	0.0%	0
English	0.0%	0
English Education (TESOL)	0.0%	0
Philosophy	0.0%	0
International Affairs	0.0%	0
Political Science	0.0%	0
Public Administration	0.0%	0
answered question		0
skipped question		19

45. 17. Please identify the program/major in which you are earning a degree. If you have a double major, check both of your majors. (Note: Liberal Arts and Integrated Studies Students, check Liberal Arts or Integrated Studies. Do not check your field of study as a major.)

Sociology	0.0%	0
History	0.0%	0
Liberal Arts	0.0%	0
French	0.0%	0
German	0.0%	0
Japanese	0.0%	0
Spanish	0.0%	0
Music	0.0%	0
Music Business	0.0%	0
Psychology	0.0%	0
Theatre	0.0%	0
Biology	0.0%	0
Wildlife & Conservation Biology	0.0%	0
Chemistry	0.0%	0
Applied Physics	0.0%	0
Engineering Physics	0.0%	0
Physics	0.0%	0
Geosciences	0.0%	0
Civil Engineering Technology (associate's)	0.0%	0
Civil Engineering Technology (bachelor's)	0.0%	0
	answered question	0
	skipped question	19

45. 17. Please identify the program/major in which you are earning a degree. If you have a double major, check both of your majors. (Note: Liberal Arts and Integrated Studies Students, check Liberal Arts or Integrated Studies. Do not check your field of study as a major.)

Electromechanical Engineering Technology	0.0%	0
Engineering Graphics & Design	0.0%	0
Interior Design	0.0%	0
Manufacturing Technology	0.0%	0
Occupational Safety and Health	0.0%	0
Industrial Technology (associate's)	0.0%	0
Mathematics	0.0%	0
Telecommunications Systems Mgmt	0.0%	0
Agricultural Science & Technology (associate's)	0.0%	0
Agricultural Science (bachelor's)	0.0%	0
Animal Technology/Animal-Equine	0.0%	0
Animal Technology/Vet Tech, Pre-Vet	0.0%	0
Athletic Training	0.0%	0
Communication Disorders	0.0%	0
Exercise Science	0.0%	0
Nursing	0.0%	0
Nursing/RN to BSN	0.0%	0
Nutrition, Dietetics, & Food Mgmt	0.0%	0
	answered question	0
	skipped question	19

45. 17. Please identify the program/major in which you are earning a degree. If you have a double major, check both of your majors. (Note: Liberal Arts and Integrated Studies Students, check Liberal Arts or Integrated Studies. Do not check your field of study as a major.)

Integrated Studies (BIS)	0.0%	0
General Studies (associate's)	0.0%	0
answered question		0
skipped question		19



DynamicPDF