

MSU Senior Survey

1. 1. Graduation Date

Month

	May	August	December	Response Count
Please select the month and year that you plan to graduate:	55.0% (11)	0.0% (0)	45.0% (9)	20



Year

	2012	2013	2014	2015	2016	2017	2018	2019	2020	Response Count
Please select the month and year that you plan to graduate:	0.0% (0)	5.0% (1)	0.0% (0)	0.0% (0)	45.0% (9)	50.0% (10)	0.0% (0)	0.0% (0)	0.0% (0)	20
answered question										20
skipped question										0



2. 2. Gender

	Response Percent	Response Count
Female	95.0%	19
Male	5.0%	1
answered question		20
skipped question		0



3. 3. Ethnic Background


		Response Percent	Response Count
White		95.0%	19
Black/African-American		0.0%	0
Asian		0.0%	0
Hispanic/Latino		0.0%	0
American Indian/Alaskan Native		0.0%	0
Native Hawaiian/Other Pacific Islander		5.0%	1
Two or more races		0.0%	0
answered question			20
skipped question			0

4. 4. Are you a U.S. citizen?

		Response Percent	Response Count
Yes		95.0%	19
No		5.0%	1
answered question			20
skipped question			0

5. 5. What is your residency classification at MSU?

		Response Percent	Response Count
In-state		78.9%	15
Out-of-state		21.1%	4
International		0.0%	0
answered question			19
skipped question			1



5. 5. What is your residency classification at MSU?

answered question	19
skipped question	1



6. 6. Age

		Response Percent	Response Count
24 or younger		90.0%	18
25-34		10.0%	2
35-44		0.0%	0
45 or older		0.0%	0
		answered question	20
		skipped question	0




7. 7. Has either of your parents received a bachelor's degree?

		Response Percent	Response Count
Yes		60.0%	12
No		40.0%	8
		answered question	20
		skipped question	0



8. 8. Has either of your parents received a degree from MSU?

		Response Percent	Response Count
Yes		10.5%	2
No		89.5%	17
answered question			19
skipped question			1




9. 9. What was your original entry status to MSU?

		Response Percent	Response Count
Freshman		85.0%	17
Transfer from community college/technical school		5.0%	1
Transfer from 4-yr institution		10.0%	2
answered question			20
skipped question			0



10. 10. How many credits were transferred?

		Response Percent	Response Count
12 or fewer		0.0%	0
13-30		66.7%	2
31-60		0.0%	0
Over 60		33.3%	1
answered question			3
skipped question			17

11. 11. Approximately what percent of your University Studies (general education) classes did you take at MSU?









		Response Percent	Response Count
Under 25%		33.3%	1
25-49%		33.3%	1
50-74%		0.0%	0
75-100%		33.3%	1
answered question			3
skipped question			17

12. 12. What has been your attendance status at MSU?

		Response Percent	Response Count
Primarily full-time		95.0%	19
Primarily part-time		5.0%	1
answered question			20
skipped question			0

DynamicPDF

13. 13. In which Residential College are you a member?



		Response Percent	Response Count
Do not know		0.0%	0
Clark College		5.0%	1
Elizabeth College		15.0%	3
Franklin-Springer Colleges		5.0%	1
Hart College		30.0%	6
Hester College		5.0%	1
Regents College		5.0%	1
Richmond College		25.0%	5
White College		10.0%	2
		answered question	20
		skipped question	0

DynamicPDF





13. 13. In which Residential College are you a member?

answered question	20
skipped question	0





14. 14. Have you ever received any type of Financial Aid while at MSU? (scholarships, grants, work-study, etc.)

		Response Percent	Response Count
Yes		85.0%	17
No		15.0%	3
		answered question	20
		skipped question	0

15. 15. How many years will it take you to complete your degree from the point of your initial enrollment in college (including any time at a previous institution)?

		Response Percent	Response Count
Two		0.0%	0
Three		20.0%	4
Four		60.0%	12
Five		10.0%	2
Six		0.0%	0
More than six		10.0%	2
		answered question	20
		skipped question	0

16. 16. In what range does your grade point average fall?

		Response Percent	Response Count
Less than 2.00		0.0%	0
2.00-2.50		5.0%	1
2.51-3.00		25.0%	5
3.01-3.50		40.0%	8
3.51-4.00		30.0%	6
answered question			20
skipped question			0

DynamicPDF

17. 17. Please identify the program/major in which you are earning a degree. If you have a double major, check both of your majors. (Note: Liberal Arts and Integrated Studies Students, check Liberal Arts or Integrated Studies. Do not check your field of study as a major.)

	Response Percent	Response Count
Accounting	0.0%	0
Advertising	0.0%	0
Agricultural Science & Technology (associate's)	0.0%	0
Agricultural Science (bachelor's)	0.0%	0
Animal Technology/Animal-Equine	0.0%	0
Animal Technology/Vet Tech, Pre-Vet	100.0%	20
Applied Physics	0.0%	0
Art	0.0%	0
Athletic Training	0.0%	0
Biology	0.0%	0
Business Administration (associate's)	0.0%	0
Business Administration (bachelor's)	0.0%	0
Career & Technical Education (associate's)	0.0%	0
Career & Technical Education (bachelor's)	0.0%	0
Chemistry	0.0%	0
Civil Engineering Technology (associate's)	0.0%	0
	answered question	20
	skipped question	0

17. 17. Please identify the program/major in which you are earning a degree. If you have a double major, check both of your majors. (Note: Liberal Arts and Integrated Studies Students, check Liberal Arts or Integrated Studies. Do not check your field of study as a major.)

Civil Engineering Technology (bachelor's)	0.0%	0
Communication Disorders	0.0%	0
Community Health	0.0%	0
Computer Information Systems	0.0%	0
Computer Science	0.0%	0
Creative Writing (BFA)	0.0%	0
Criminal Justice	0.0%	0
Economics	0.0%	0
Electromechanical Engineering Technology	0.0%	0
Elementary School Education	0.0%	0
Engineering Graphics & Design	0.0%	0
Engineering Physics	0.0%	0
English	0.0%	0
English Education (TESOL)	0.0%	0
Exercise Science	0.0%	0
Finance	0.0%	0
French	0.0%	0
General Studies (associate's)	0.0%	0
Geosciences	0.0%	0
German	0.0%	0
answered question		20
skipped question		0

17. 17. Please identify the program/major in which you are earning a degree. If you have a double major, check both of your majors. (Note: Liberal Arts and Integrated Studies Students, check Liberal Arts or Integrated Studies. Do not check your field of study as a major.)

Graphic Communications Media	0.0%	0
Health & Physical Education	0.0%	0
Health Information Administration	0.0%	0
History	0.0%	0
Industrial Technology (associate's)	0.0%	0
Integrated Studies (BIS)	0.0%	0
Interdisciplinary Early Childhood Education	0.0%	0
Interior Design	0.0%	0
International Business	0.0%	0
International Studies	0.0%	0
Japanese	0.0%	0
Journalism	0.0%	0
Learning & Behavior Disorders	0.0%	0
Liberal Arts	0.0%	0
Logistics & Supply Chain Management	0.0%	0
Management	0.0%	0
Manufacturing Technology	0.0%	0
Marketing	0.0%	0
Mathematics	0.0%	0
answered question		20
skipped question		0




17. 17. Please identify the program/major in which you are earning a degree. If you have a double major, check both of your majors. (Note: Liberal Arts and Integrated Studies Students, check Liberal Arts or Integrated Studies. Do not check your field of study as a major.)

Middle School Education	0.0%	0
Music	0.0%	0
Music Business	0.0%	0
Nonprofit Leadership Studies	0.0%	0
Nursing	0.0%	0
Nursing/RN to BSN	0.0%	0
Nutrition, Dietetics, & Food Mgmt	0.0%	0
Occupational Safety and Health	0.0%	0
Organizational Communication	0.0%	0
Philosophy	0.0%	0
Physics	0.0%	0
Political Science	0.0%	0
Psychology	0.0%	0
Public Administration	0.0%	0
Public Relations	0.0%	0
Recreation & Leisure Services	0.0%	0
Social Work	0.0%	0
Sociology	0.0%	0
Spanish	0.0%	0
Telecommunications Systems Mgmt	0.0%	0
answered question		20
skipped question		0

17. 17. Please identify the program/major in which you are earning a degree. If you have a double major, check both of your majors. (Note: Liberal Arts and Integrated Studies Students, check Liberal Arts or Integrated Studies. Do not check your field of study as a major.)

Television Production	0.0%	0
Theatre	0.0%	0
Wildlife & Conservation Biology	0.0%	0
answered question		20
skipped question		0


18. 20. What is the highest degree you eventually hope to receive?

		Response Percent	Response Count
Associate		0.0%	0
Baccalaureate		35.0%	7
Graduate		25.0%	5
Professional		40.0%	8
answered question			20
skipped question			0

DynamicPDF

19. 21. Which best describes your situation?

		Response Percent	Response Count
Did not change major/area		90.0%	18
Did not initially declare major/area		0.0%	0
Changed major/area		10.0%	2
answered question			20
skipped question			0



19. 21. Which best describes your situation?

answered question	20
skipped question	0

20. 22. While school was in session during the past year, how many hours per week, on average, did you work for pay?

		Response Percent	Response Count
Did not work		50.0%	10
Worked 1-10 hrs		10.0%	2
Worked 11-20 hrs		25.0%	5
Worked 21-30 hrs		15.0%	3
Worked 31-40 hrs		0.0%	0
Worked over 40 hrs		0.0%	0
		answered question	20
		skipped question	0

21. 23. For the most part, were classes offered at times convenient to you?

		Response Percent	Response Count
Yes		100.0%	20
No		0.0%	0
		answered question	20
		skipped question	0


22. 24. What time would you have preferred?

	Response Percent	Response Count
Late afternoon	0.0%	0
Evening	0.0%	0
Weekend	0.0%	0
During the day	0.0%	0
Online	0.0%	0
answered question		0
skipped question		20



23. 25. Which best describes the location where you completed the majority of your courses?

	Response Percent	Response Count
Murray	100.0%	20
Paducah	0.0%	0
Ft. Campbell	0.0%	0
Madisonville	0.0%	0
Hopkinsville	0.0%	0
Henderson	0.0%	0
Online	0.0%	0
Other (please specify)	0.0%	0
answered question		20
skipped question		0

24. 26. Did you take any online courses while at Murray State?








		Response Percent	Response Count
Yes		100.0%	20
No		0.0%	0
answered question			20
skipped question			0

25. 27. Did it take you an extra semester or more to complete degree requirements at Murray State?

		Response Percent	Response Count
Yes		45.0%	9
No		55.0%	11
answered question			20
skipped question			0

DynamicPDF

26. 28. Why did it take you an extra semester or more?



		Response Percent	Response Count
Work obligation limited my enrollment.		11.1%	1
Family obligations limited my enrollment.		11.1%	1
Tuition and other costs of attendance limited my enrollment.		11.1%	1
A decision to change majors added to my requirements.		11.1%	1
A required course or courses were not offered.		44.4%	4
Credits were lost transferring to Murray State.		0.0%	0
Other (please specify)		33.3%	3
		answered question	9
		skipped question	11

DynamicPDF




26. 28. Why did it take you an extra semester or more?

answered question	9
skipped question	11

27. 29. Did you have trouble getting any course(s) you needed while at Murray State?

		Response Percent	Response Count
Yes		30.0%	6
No		70.0%	14
		answered question	20
		skipped question	0

28. 30. Why did you have trouble getting the course?

		Response Percent	Response Count
The course was not offered the semester I needed it.		16.7%	1
The course was not offered at hours convenient to my work schedule.		0.0%	0
The course was not offered at hours suitable for my school schedule.		66.7%	4
All course sections were closed.		16.7%	1
I was unaware of the prerequisites for the course.		0.0%	0
		answered question	6
		skipped question	14





29. 31. Which statement best describes your experience with off-campus coop/internship?

		Response Percent	Response Count
Cannot judge; I did not have one.		5.0%	1
My experience was very valuable.		80.0%	16
My experience was valuable.		10.0%	2
My experience was of little value.		5.0%	1
My experience was of no value.		0.0%	0
answered question			20
skipped question			0

30. 32. Which statement best describes your experience with on-campus faculty-directed research, scholarly, or creative project?

		Response Percent	Response Count
Cannot judge; I did not have one.		60.0%	12
My experience was very valuable.		15.0%	3
My experience was valuable.		10.0%	2
My experience was of little value.		10.0%	2
My experience was of no value.		5.0%	1
answered question			20
skipped question			0

31. 33. Which statement best describes your experience with academic advising in your major/area?

		Response Percent	Response Count
Cannot judge; I did not make use of the opportunity.		5.0%	1
I was satisfied with information my adviser provided.		80.0%	16
Advice was inaccurate, incomplete, or misleading.		10.0%	2
My adviser was not available.		5.0%	1
		answered question	20
		skipped question	0

DynamicPDF

31. 33. Which statement best describes your experience with academic advising in your major/area?

answered question 20

skipped question 0



DynamicPDF

32. Questions 34-48 For each of these items, indicate the extent to which you were satisfied.

	Very satisfied	Satisfied	Dissatisfied	Very dissatisfied	Rating Average	Rating Count
34. Class size relative to type of course	25.0% (5)	75.0% (15)	0.0% (0)	0.0% (0)	3.25	20
35. Out-of-class availability of faculty	30.0% (6)	65.0% (13)	5.0% (1)	0.0% (0)	3.25	20
36. Effectiveness of your high school preparation for college work	15.0% (3)	45.0% (9)	30.0% (6)	10.0% (2)	2.65	20
37. Fairness of faculty in their treatment of individual students	20.0% (4)	70.0% (14)	10.0% (2)	0.0% (0)	3.10	20
38. Overall quality of instruction at Murray State	45.0% (9)	50.0% (10)	5.0% (1)	0.0% (0)	3.40	20
39. Quality of instruction in University Studies (General Education) courses	20.0% (4)	65.0% (13)	15.0% (3)	0.0% (0)	3.05	20
40. Quality of instruction in your major	60.0% (12)	35.0% (7)	0.0% (0)	5.0% (1)	3.50	20
41. Clarity of program objectives in your major	65.0% (13)	25.0% (5)	10.0% (2)	0.0% (0)	3.55	20
42. Intellectual challenge of the academic program	35.0% (7)	60.0% (12)	0.0% (0)	5.0% (1)	3.25	20
43. Encouragement and information from your major department for employment after graduation	25.0% (5)	55.0% (11)	15.0% (3)	5.0% (1)	3.00	20
44. Availability of opportunities to engage in a faculty-mentored research, scholarly, or creative project in your area of study/interest	15.0% (3)	70.0% (14)	10.0% (2)	5.0% (1)	2.95	20
45. Library hours	45.0% (9)	55.0% (11)	0.0% (0)	0.0% (0)	3.45	20
					answered question	20
					skipped question	0

32. Questions 34-48 For each of these items, indicate the extent to which you were satisfied.

46 Effectiveness of library personnel in meeting your information needs	40.0% (8)	60.0% (12)	0.0% (0)	0.0% (0)	3.40	20
47. Access to on-hand or electronic library resources	30.0% (6)	70.0% (14)	0.0% (0)	0.0% (0)	3.30	20
48. Computer, individual and group work spaces available within University Libraries (Waterfield, Pogue and Overby)	30.0% (6)	60.0% (12)	10.0% (2)	0.0% (0)	3.20	20
answered question						20
skipped question						0

33. Questions 49-55 University Studies is designed to offer you a broad base of skills and knowledge and to prepare you for upper division study. Please indicate how effective University Studies at Murray State was in helping you achieve these goals.

	Very effective	Effective	Ineffective	Very ineffective	Rating Average	Rating Count
49. Writing skills	26.3% (5)	73.7% (14)	0.0% (0)	0.0% (0)	3.26	19
50. Speaking skills	26.3% (5)	68.4% (13)	0.0% (0)	5.3% (1)	3.16	19
51. Critical thinking skills	15.8% (3)	78.9% (15)	0.0% (0)	5.3% (1)	3.05	19
52. Technology skills/computer skills	26.3% (5)	52.6% (10)	15.8% (3)	5.3% (1)	3.00	19
53. General knowledge in the liberal arts and sciences	21.1% (4)	73.7% (14)	0.0% (0)	5.3% (1)	3.11	19
54. International perspectives	15.8% (3)	68.4% (13)	5.3% (1)	10.5% (2)	2.89	19
55. Stimulation of interest in areas outside your chosen field of study	15.8% (3)	68.4% (13)	5.3% (1)	10.5% (2)	2.89	19
answered question						19
skipped question						1

34. Questions 56-89 For each of these services, activities or programs that you used, please indicate the extent to which you were satisfied that they met your needs. For those that you did not use, mark the "Did Not Use" option.

	Very satisfied	Satisfied	Dissatisfied	Very dissatisfied	Did Not Use	Rating Average	Rating Count
56. African-American/Multicultural Student Services	0.0% (0)	0.0% (0)	0.0% (0)	0.0% (0)	100.0% (19)	0.00	19
57. Blackboard/Canvas	42.1% (8)	57.9% (11)	0.0% (0)	0.0% (0)	0.0% (0)	3.42	19
58. Career Services Office	0.0% (0)	21.1% (4)	0.0% (0)	0.0% (0)	78.9% (15)	3.00	19
59. Cultural programming and activities	10.5% (2)	5.3% (1)	5.3% (1)	0.0% (0)	78.9% (15)	3.25	19
60. Degree audit (MAP report)	52.6% (10)	31.6% (6)	5.3% (1)	0.0% (0)	10.5% (2)	3.53	19
61. Financial Aid Office customer service	15.8% (3)	36.8% (7)	15.8% (3)	5.3% (1)	26.3% (5)	2.86	19
62. Dining Services	10.5% (2)	68.4% (13)	5.3% (1)	0.0% (0)	15.8% (3)	3.06	19
63. Graduation Office	15.8% (3)	42.1% (8)	5.3% (1)	0.0% (0)	36.8% (7)	3.17	19
64. Greek life and activities	5.3% (1)	10.5% (2)	0.0% (0)	0.0% (0)	84.2% (16)	3.33	19
65. Health Services	5.3% (1)	57.9% (11)	5.3% (1)	0.0% (0)	31.6% (6)	3.00	19
66. Honor Societies/Departmental Clubs/Special Interest Organizations	26.3% (5)	31.6% (6)	5.3% (1)	5.3% (1)	31.6% (6)	3.15	19
67. International programs and activities	5.3% (1)	15.8% (3)	0.0% (0)	0.0% (0)	78.9% (15)	3.25	19
68. International student support services	0.0% (0)	5.3% (1)	0.0% (0)	0.0% (0)	94.7% (18)	3.00	19
					answered question		19
					skipped question		1

34. Questions 56-89 For each of these services, activities or programs that you used, please indicate the extent to which you were satisfied that they met your needs. For those that you did not use, mark the "Did Not Use" option.

69. Internet and wireless access for study and research needs	31.6% (6)	57.9% (11)	5.3% (1)	0.0% (0)	5.3% (1)	3.28	19
70. Intramural Sports and Recreation	10.5% (2)	26.3% (5)	0.0% (0)	0.0% (0)	63.2% (12)	3.29	19
71. LGBT programs	0.0% (0)	5.3% (1)	5.3% (1)	0.0% (0)	89.5% (17)	2.50	19
72. Lowry Center/Developmental courses and tutoring	5.3% (1)	21.1% (4)	0.0% (0)	0.0% (0)	73.7% (14)	3.20	19
73. Library	42.1% (8)	47.4% (9)	0.0% (0)	0.0% (0)	10.5% (2)	3.47	19
74. MSU web site	21.1% (4)	68.4% (13)	5.3% (1)	0.0% (0)	5.3% (1)	3.17	19
75. NCAA Sports	5.3% (1)	26.3% (5)	0.0% (0)	0.0% (0)	68.4% (13)	3.17	19
76. Online courses that are not Blackboard or Canvas	0.0% (0)	26.3% (5)	5.3% (1)	5.3% (1)	63.2% (12)	2.57	19
77. Public Safety/Security Services	26.3% (5)	36.8% (7)	5.3% (1)	0.0% (0)	31.6% (6)	3.31	19
78. Registration through myGate	31.6% (6)	57.9% (11)	10.5% (2)	0.0% (0)	0.0% (0)	3.21	19
79. Residential College programming and activities	10.5% (2)	47.4% (9)	5.3% (1)	0.0% (0)	36.8% (7)	3.08	19
80. Scholarships/grants/student employment	21.1% (4)	63.2% (12)	5.3% (1)	0.0% (0)	10.5% (2)	3.18	19
81. Services for non-traditional students	0.0% (0)	5.3% (1)	5.3% (1)	0.0% (0)	89.5% (17)	2.50	19
82. Student Disability Services (SDS)	0.0% (0)	15.8% (3)	0.0% (0)	5.3% (1)	78.9% (15)	2.50	19
answered question							19
skipped question							1

34. Questions 56-89 For each of these services, activities or programs that you used, please indicate the extent to which you were satisfied that they met your needs. For those that you did not use, mark the "Did Not Use" option.

83. Transcript requests	26.3% (5)	36.8% (7)	5.3% (1)	10.5% (2)	21.1% (4)	3.00	19
84. Student Support Services (SSS)	0.0% (0)	10.5% (2)	0.0% (0)	0.0% (0)	89.5% (17)	3.00	19
85. Transfer Center	5.3% (1)	31.6% (6)	0.0% (0)	0.0% (0)	63.2% (12)	3.14	19
86. University Counseling Services	10.5% (2)	10.5% (2)	5.3% (1)	0.0% (0)	73.7% (14)	3.20	19
87. Veteran Services	0.0% (0)	5.3% (1)	0.0% (0)	0.0% (0)	94.7% (18)	3.00	19
88. Wellness Center	26.3% (5)	52.6% (10)	0.0% (0)	0.0% (0)	21.1% (4)	3.33	19
89. Women's Center	0.0% (0)	10.5% (2)	0.0% (0)	0.0% (0)	89.5% (17)	3.00	19
answered question							19
skipped question							1

35. 90. To what extent did you participate in Residential College activities?

		Response Percent	Response Count
Did not participate		42.1%	8
Frequently		15.8%	3
Occasionally		21.1%	4
Seldom		21.1%	4
answered question			19
skipped question			1

36. 91. Which phrase best describes your opinion of Residential Colleges?

		Response Percent	Response Count
Not familiar with Residential Colleges		26.3%	5
Very positive		26.3%	5
Positive		31.6%	6
Negative		10.5%	2
Very negative		5.3%	1
answered question			19
skipped question			1

37. 92. When you graduate how many times will you have studied abroad during your university career?

		Response Percent	Response Count
None		78.9%	15
One		15.8%	3
Two		0.0%	0
Three or more		5.3%	1
answered question			19
skipped question			1

38. Questions 93-102 The University has formulated ten desired "Characteristics of the Murray State University Graduate." Please indicate how effective your MSU experience was in enhancing your abilities in each area.






	Very effective	Effective	Ineffective	Very ineffective	Rating Average	Rating Count
93. Engage in mature, independent and creative thought and express that thought effectively in oral and written communication;	21.1% (4)	73.7% (14)	5.3% (1)	0.0% (0)	3.16	19
94. Understand and apply the critical and scientific methodologies that academic disciplines employ to discover knowledge and ascertain its validity;	26.3% (5)	63.2% (12)	10.5% (2)	0.0% (0)	3.16	19
95. Apply sound standards of information gathering, analysis and evaluation to reach logical decisions;	26.3% (5)	68.4% (13)	5.3% (1)	0.0% (0)	3.21	19
96. Understand the roles and applications of science and technology in the solution of the problems of a changing world;	31.6% (6)	57.9% (11)	10.5% (2)	0.0% (0)	3.21	19
97. Demonstrate a critical understanding of the world's historical, literary, philosophical and artistic traditions;	10.5% (2)	73.7% (14)	15.8% (3)	0.0% (0)	2.95	19
98. Understand the dynamics of cultural diversity, of competing economic and political systems, and of complex moral and ethical issues;	21.1% (4)	63.2% (12)	15.8% (3)	0.0% (0)	3.05	19
99. Understand the nature of and engage in ethical behavior and responsible citizenship;	21.1% (4)	68.4% (13)	10.5% (2)	0.0% (0)	3.11	19
					answered question	19
					skipped question	1

38. Questions 93-102 The University has formulated ten desired "Characteristics of the Murray State University Graduate." Please indicate how effective your MSU experience was in enhancing your abilities in each area.

100. Understand the importance of the behaviors necessary to maintain a healthy lifestyle;	15.8% (3)	63.2% (12)	15.8% (3)	5.3% (1)	2.89	19
101. Demonstrate mastery of a chosen field of study;	36.8% (7)	52.6% (10)	10.5% (2)	0.0% (0)	3.26	19
102. Value intellectual pursuit and continuous learning in a changing world.	21.1% (4)	63.2% (12)	15.8% (3)	0.0% (0)	3.05	19
answered question						19
skipped question						1

DynamicPDF

39. 103. What do you expect to do after you graduate?

		Response Percent	Response Count
I am unsure of my immediate plans.		0.0%	0
I will look for a job.		42.1%	8
I will continue working in the position I now have.		5.3%	1
I will work at a position I recently accepted.		5.3%	1
I will do additional undergraduate work.		0.0%	0
I will go to graduate school.		0.0%	0
I will go to law school.		0.0%	0
I will go to medical school.		15.8%	3
I will go to other professional school.		31.6%	6
I will not work or attend school.		0.0%	0
answered question			19
skipped question			1

DynamicPDF

39. 103. What do you expect to do after you graduate?

answered question	19
skipped question	1

40. 104. If you are already employed, how closely related is your job to your field of study?

		Response Percent	Response Count
Extremely close		57.9%	11
Somewhat close		10.5%	2
Somewhat different		0.0%	0
Extremely different		10.5%	2
I cannot determine		0.0%	0
Does not apply		21.1%	4
		answered question	19
		skipped question	1

DynamicPDF

41. 105. If you intend to work full-time, what do you expect your salary to be?

		Response Percent	Response Count
Above \$75,000		0.0%	0
\$65,000 - \$75,000		0.0%	0
\$55,000 - \$64,999		5.3%	1
\$45,000 - \$54,999		0.0%	0
\$35,000 - \$44,999		10.5%	2
\$25,000 - \$34,999		42.1%	8
Below \$25,000		5.3%	1
Does not apply		36.8%	7
answered question			19
skipped question			1

DynamicPDF

41. 105. If you intend to work full-time, what do you expect your salary to be?

answered question	19
skipped question	1

42. 106. If you intend to continue your education, please indicate which statement best describes the institution you will attend.

		Response Percent	Response Count
Murray State University	<input type="checkbox"/>	5.3%	1
University/College in Kentucky		0.0%	0
University/College outside Kentucky	<input type="checkbox"/>	47.4%	9
Does not apply	<input type="checkbox"/>	47.4%	9
		answered question	19
		skipped question	1

43. 107. "I would recommend Murray State University to a prospective student."

		Response Percent	Response Count
Strongly agree	<input type="checkbox"/>	47.4%	9
Agree	<input type="checkbox"/>	42.1%	8
Disagree	<input type="checkbox"/>	5.3%	1
Strongly disagree	<input type="checkbox"/>	5.3%	1
		answered question	19
		skipped question	1

44. Feedback:

	Response Count
	2
answered question	2
skipped question	18



45. 17. Please identify the program/major in which you are earning a degree. If you have a double major, check both of your majors. (Note: Liberal Arts and Integrated Studies Students, check Liberal Arts or Integrated Studies. Do not check your field of study as a major.)

	Response Percent	Response Count
Accounting	0.0%	0
Advertising	0.0%	0
Business Administration (associate's)	0.0%	0
Business Administration (bachelor's)	0.0%	0
Business GIS (certificate)	0.0%	0
Computer Information Systems	0.0%	0
Computer Science	0.0%	0
Economics	0.0%	0
Finance	0.0%	0
Graphic Communications Media	0.0%	0
International Business	0.0%	0
Journalism	0.0%	0
Management	0.0%	0
Marketing	0.0%	0
Organizational Communication	0.0%	0
Public Relations	0.0%	0
Television Production	0.0%	0
Telecommunications Systems Mgmt	0.0%	0
	answered question	0
	skipped question	20

45. 17. Please identify the program/major in which you are earning a degree. If you have a double major, check both of your majors. (Note: Liberal Arts and Integrated Studies Students, check Liberal Arts or Integrated Studies. Do not check your field of study as a major.)

Career & Technical Education (associate's)	0.0%	0
Career & Technical Education (bachelor's)	0.0%	0
Criminal Justice	0.0%	0
Elementary School Education	0.0%	0
Health & Physical Education	0.0%	0
Interdisciplinary Early Childhood Education	0.0%	0
Learning & Behavior Disorders	0.0%	0
Middle School Education	0.0%	0
Recreation & Leisure Services	0.0%	0
Social Work	0.0%	0
Youth & Nonprofit Leadership	0.0%	0
Art	0.0%	0
Creative Writing (BFA)	0.0%	0
English	0.0%	0
English Education (TESOL)	0.0%	0
Philosophy	0.0%	0
International Affairs	0.0%	0
Political Science	0.0%	0
Public Administration	0.0%	0
answered question		0
skipped question		20

45. 17. Please identify the program/major in which you are earning a degree. If you have a double major, check both of your majors. (Note: Liberal Arts and Integrated Studies Students, check Liberal Arts or Integrated Studies. Do not check your field of study as a major.)


Sociology	0.0%	0
History	0.0%	0
Liberal Arts	0.0%	0
French	0.0%	0
German	0.0%	0
Japanese	0.0%	0
Spanish	0.0%	0
Music	0.0%	0
Music Business	0.0%	0
Psychology	0.0%	0
Theatre	0.0%	0
Biology	0.0%	0
Wildlife & Conservation Biology	0.0%	0
Chemistry	0.0%	0
Applied Physics	0.0%	0
Engineering Physics	0.0%	0
Physics	0.0%	0
Geosciences	0.0%	0
Civil Engineering Technology (associate's)	0.0%	0
Civil Engineering Technology (bachelor's)	0.0%	0
answered question		0
skipped question		20

45. 17. Please identify the program/major in which you are earning a degree. If you have a double major, check both of your majors. (Note: Liberal Arts and Integrated Studies Students, check Liberal Arts or Integrated Studies. Do not check your field of study as a major.)

Electromechanical Engineering Technology	0.0%	0
Engineering Graphics & Design	0.0%	0
Interior Design	0.0%	0
Manufacturing Technology	0.0%	0
Occupational Safety and Health	0.0%	0
Industrial Technology (associate's)	0.0%	0
Mathematics	0.0%	0
Telecommunications Systems Mgmt	0.0%	0
Agricultural Science & Technology (associate's)	0.0%	0
Agricultural Science (bachelor's)	0.0%	0
Animal Technology/Animal-Equine	0.0%	0
Animal Technology/Vet Tech, Pre-Vet	0.0%	0
Athletic Training	0.0%	0
Communication Disorders	0.0%	0
Exercise Science	0.0%	0
Nursing	0.0%	0
Nursing/RN to BSN	0.0%	0
Nutrition, Dietetics, & Food Mgmt	0.0%	0
	answered question	0
	skipped question	20

45. 17. Please identify the program/major in which you are earning a degree. If you have a double major, check both of your majors. (Note: Liberal Arts and Integrated Studies Students, check Liberal Arts or Integrated Studies. Do not check your field of study as a major.)

Integrated Studies (BIS)	0.0%	0
General Studies (associate's)	0.0%	0
answered question		0
skipped question		20



DynamicPDF