

Starfish Student Success Network

Student Guide: Welcome and Profile Set-up



Welcome to the Starfish Student Success Network! Murray State cares about you and your success! That's why we're using the Starfish Student Success Network to empower you to be successful.

It is easy to get started. After you are registered for classes, you can access Murray State's Starfish system via myGate Academics tab. Starfish will automatically provide you with connections to your current instructors, advisor, and campus services. The Starfish platform can help us support you when you need it and make it easy for you to find the right people and services.

Updating Your Profile & Receiving Text Messages

Your Home page includes access to your personalized profile and dashboard.

To access and update your profile, log into Starfish through myGate Academics tab.

Click on the "hamburger" button to open the menu.



Click on Edit Profile





Logout

In the Contact Information section, enter a cell phone in the Alternate Email box to receive text messages. Click on the phone icon for more set-up details.


Contact Information

Some of your information is automatically updated by your institution and cannot be edited.

Username

 
Institution Email 

Notifications will always be sent to this email.

Alternate Email 

 Send notifications to my alternate email address
[Edit Notification Preferences](#)

If you need assistance, please contact the staff in Student Engagement and Success at msu.success@murraystate.edu, or msu.starfish@murraystate.edu

We enjoy helping Racers succeed!