



**MURRAY STATE**  
UNIVERSITY

**Greek Life**

**Annual Report**

**2015-2016**

## MISSION

The mission of the Office of Greek Life is to promote an atmosphere where chapters and individuals can excel in leadership, scholarship, service and philanthropy, and personal growth. In support of the [University](#) and [Student Affairs](#) Mission Statements, we are committed to Murray State students in the fulfillment of the following core values:

<b>Leadership</b>	to maximize the potential of members while providing opportunities for growth, self-governance, and peer education.
<b>Scholarship</b>	to promote intellectual growth and academic excellence through scholastic recognition and educational programs.
<b>Service and Philanthropy</b>	to demonstrate a concern for mankind through service and philanthropic outreach.
<b>Social Advancement</b>	to develop meaningful relationships through a wide range of activities that brings together our members and develops personal and professional skills.

## ORGANIZATIONS

In 2015-2016, there were 22 organizations recognized by the Office of Greek Life on Murray State's campus. These organizations are members of three (3) distinct councils: the College Panhellenic Council (CPC), Interfraternity Council (IFC) and National Pan-Hellenic Council (NPHC).

### CPC

Alpha Gamma Delta  
Alpha Delta Pi  
Alpha Kappa Alpha (a)  
Alpha Omicron Pi  
Alpha Sigma Alpha  
Kappa Delta  
Sigma Alpha (a)  
Sigma Sigma Sigma

### IFC

Alpha Gamma Rho  
Alpha Sigma Phi  
Alpha Tau Omega  
Alpha Phi Alpha  
Lambda Chi Alpha  
Pi Kappa Alpha  
Sigma Pi  
Sigma Phi Epsilon  
Sigma Chi  
Phi Kappa Tau

### NPHC

Alpha Kappa Alpha  
Alpha Phi Alpha  
Delta Sigma Theta  
Zeta Phi Beta  
Phi Beta Sigma  
Omega Psi Phi

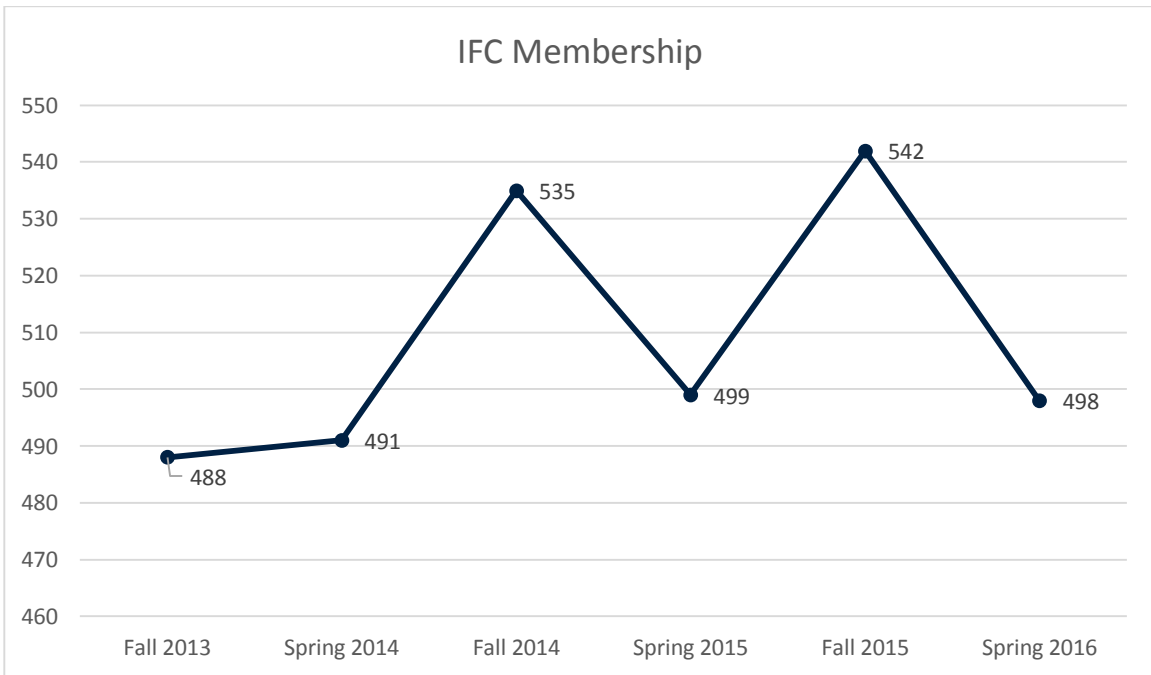
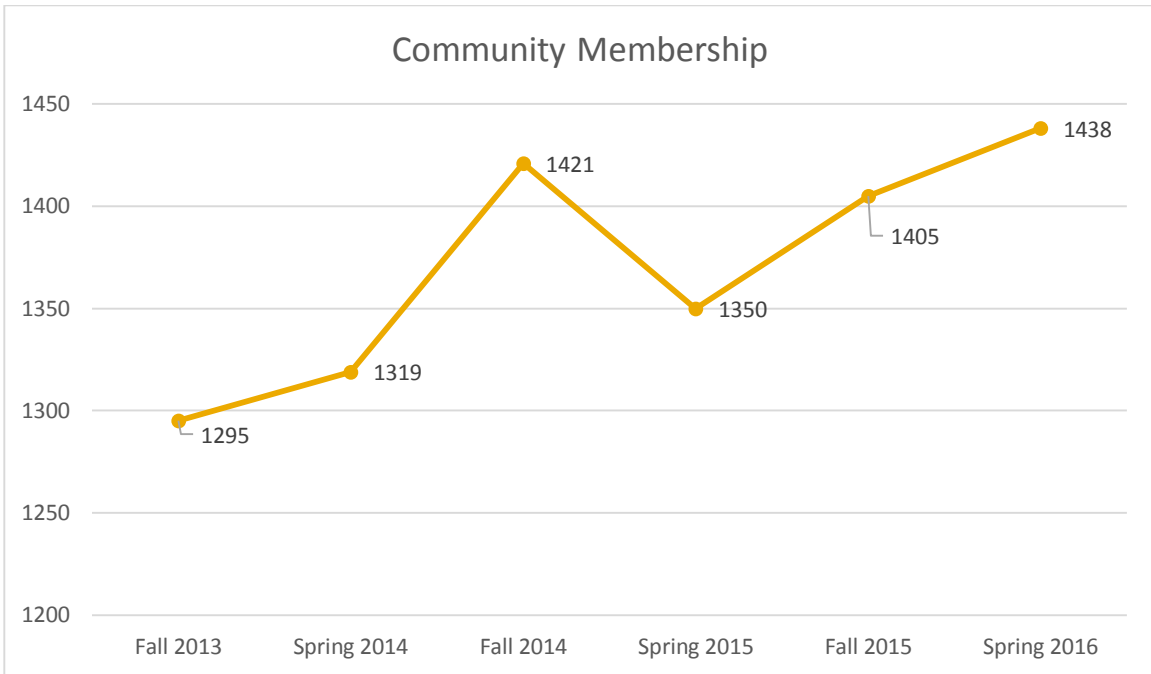
(a) = associate member group

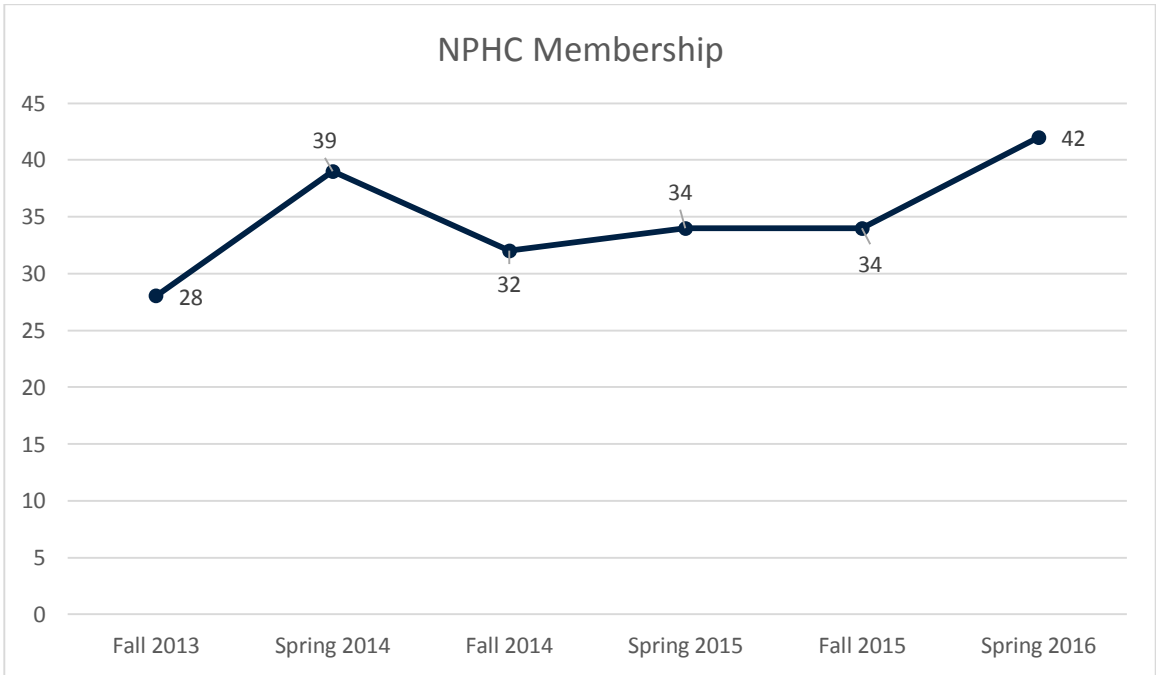
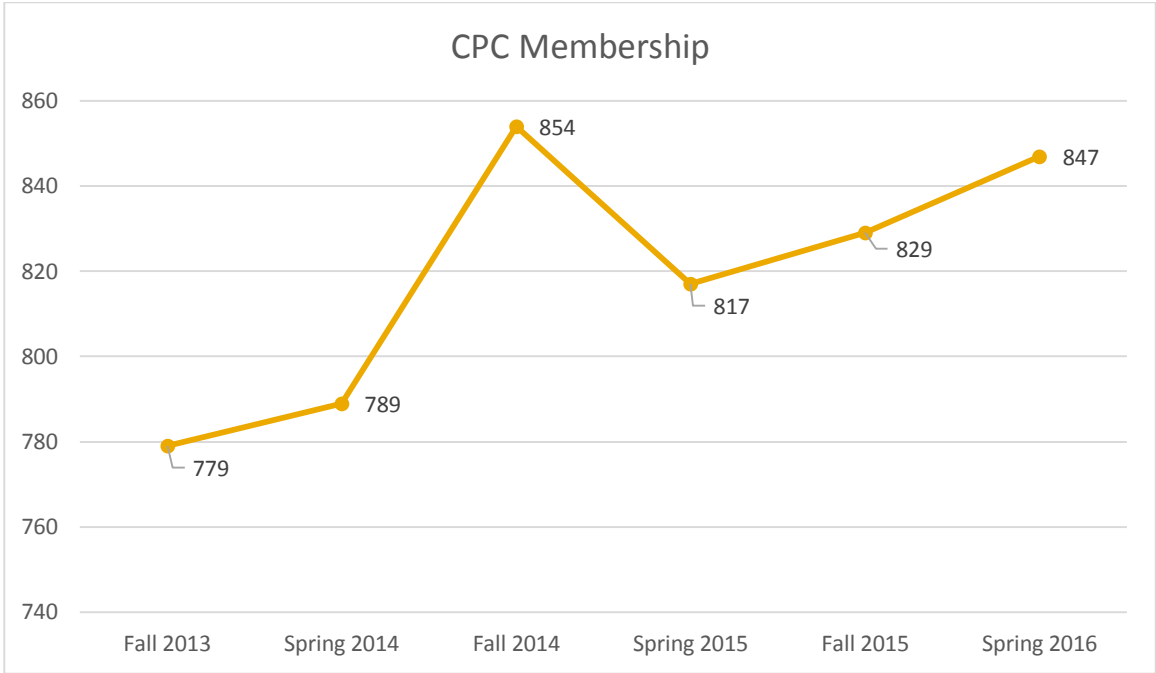
Sorority

Fraternity

## MEMBERSHIP

- **22 fraternities and sororities** were active at Murray State University:
  - 10 Interfraternity Council (IFC) fraternities
    - 1 fraternity with dual membership in IFC and NPHC
  - 6 National Pan-Hellenic Council (NPHC) chapters
    - 3 fraternities and 3 sororities
  - 8 College Panhellenic Council (CPC) sororities
    - 6 member groups
    - 2 associate member groups
- Of the 8,927 undergraduate students in Fall 2015, 1,405 were active members of fraternities and sororities, making up **16% of the undergraduate population**.
  - 855 women were affiliated with a sorority, reflecting **16% of the female undergraduate population** at Murray State University.
  - 550 men were affiliated with a fraternity, reflecting **15% of the male undergraduate population** at Murray State University.
- Of the 7,766 undergraduate students in Spring 2016, 1,438 are active members of fraternities and sororities, making up **19% of the undergraduate population**.
  - 877 women were affiliated with a sorority, reflecting **19% of the female undergraduate population** at Murray State University.
  - 510 men were affiliated with a fraternity, reflecting **16% of the male undergraduate population** at Murray State University.
- The Greek community had an **average chapter size of 66 members**. The average chapter sizes for councils are:
  - 53 members for Interfraternity Council fraternities.
  - 6 members for National Pan-Hellenic Council fraternities and sororities.
  - 134 members for College Panhellenic Council sororities.
- A total of **483 new members** joined the Murray State Greek community during the 2015-2016 academic year. The number of new members joining by council are:
  - IFC:
    - Fall – 162
    - Spring – 32
  - NPHC
    - Fall – 7
    - Spring – 15
  - CPC
    - Fall – 245
    - Spring – 22
- The Greek community welcomed **one new organization** this year:
  - Sigma Alpha Sorority with 70 members – affiliated with College Panhellenic Council.





## LEADERSHIP

- Of chapters reporting in 2015-2016, **959 members** of Murray State University fraternities and sororities were also members in at least one other campus group, organization or team.
  - This equates to about 69% of the community holding membership in at least one other campus group, organization or team.
- Of those 959 members, **256 held leadership positions** in at least one other campus group, organization or team in 2015-2016.
  - 27% of the Greek members that are at members in at least one other campus group, organization or team held a leadership role.
- Awards and Recognition
  - Campus Awards and Recognition
    - At the 2015-2016 Student Leadership Awards Banquet, the following organizations and members were recognized for their leadership:
      - Alpha Omicron Pi, *Student Organization of the Year*
      - Julie Boyken, Sigma Sigma Sigma, *VP of Student Affairs Top 10 Student Leader Award*
      - Paige Buckner, Alpha Omicron Pi, *VP of Student Affairs Top 10 Student Leader Award*
      - Taylor Chadduck, Sigma Sigma Sigma, *VP of Student Affairs Top 10 Student Leader Award*
      - Lindsay Crafton, Alpha Gamma Delta, *A Rising Racer*
      - Caitlin Dunaway, Alpha Delta Pi, *VP of Student Affairs Top 10 Student Leader Award*
      - Taylor Futrell, Sigma Sigma Sigma, *VP of Student Affairs Top 10 Student Leader Award*
      - Amanda Hobson, Alpha Omicron Pi, *VP of Student Affairs Top 10 Student Leader Award*
      - Laken Kanipe, Alpha Omicron Pi, *VP of Student Affairs Top 10 Student Leader Award*
      - Madelyn Pelletier, Alpha Gamma Delta, *Student Organization President of the Year*
      - Erin Shaughnessy, Alpha Sigma Alpha, *VP of Student Affairs Top 10 Student Leader Award*
      - Amanda Shoemake, Alpha Delta Pi, *VP of Student Affairs Top 10 Student Leader Award*
  - Inter/national Awards and Recognition
    - Many of the fraternities and sororities, individual students or alumni at Murray State have received awards and recognition from their respective inter/national headquarters. Those that reported receiving such recognition are:

- Alpha Delta Pi, Epsilon Omicron Chapter
  - *Adelphian Excellence Award* - Awarded to chapters that compile and send out a yearly Adelphian Newsletter to alumnae members.
  - *Alpha Member Education Achievement Award* - Awarded to chapters that follow Alpha Delta Pi's Alpha (New) Member Program, submitting all paperwork on time.
  - *Eleanor Abrott Harris Finance Excellence Award* - Awarded to chapters that submit their budget on time and remain fiscally responsible.
  - *Legacy Award*
  - *Panhellenic Achievement Award* - Awarded to chapters that actively participate in their Panhellenic community by co-hosting events and regularly attending meetings.
  - *Recruitment Achievement Award* - Awarded to chapters that meet total and quota while following Alpha Delta Pi's recruitment guidelines and regulations.
- Alpha Omicron Pi, Delta Omega Chapter
  - *Chapter of Excellence* - The Chapter Excellence Award is presented biennially to multiple chapters determined to be Alpha Omicron Pi's most outstanding in overall chapter excellence out of all active chapters throughout the USA and Canada.
  - *Excellence in Membership Recruitment* - This annual award recognizes a chapter for exceeding the expectations of the Fraternity in the area of Membership Recruitment on campuses with 6-10 NPC chapters.
  - *Excellence in Rituals* - This annual award recognizes a chapter for exceeding the expectations of the Fraternity in the area of Rituals.
- Kappa Delta, Delta Iota Chapter
  - Emma Schell, *Phyllis M. Meisner Kappa Delta President's Risk Management Scholarship*
- Sigma Pi, Gamma Upsilon Chapter
  - *Gold Standards of Excellence* - This award signifies Gamma Upsilon Chapter as the number 1 most successful chapter in the South Region, which includes chapter reporting and operations. Gamma Upsilon's score was behind only 1 other chapter nationally, making them the number 1 chapter in the South and the number 2 chapter in the nation.
- Sigma Sigma Sigma, Alpha Chi Chapter

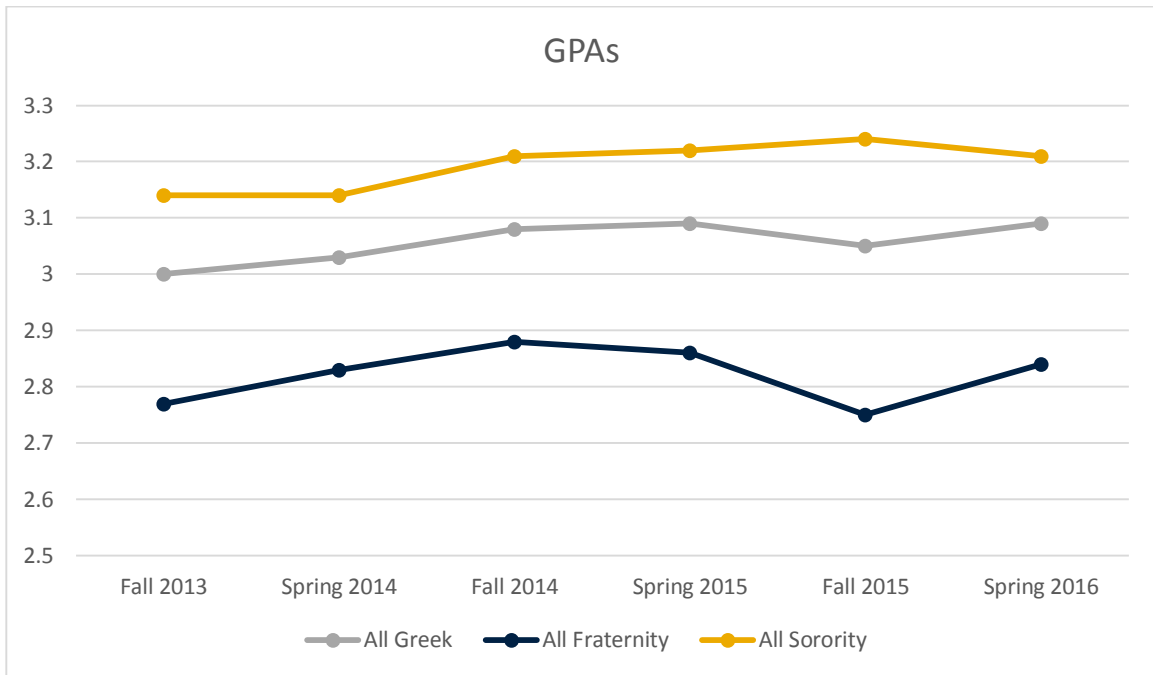
- *Excellence in Community Service* - This award, established in 2013, honors a collegiate chapter for outstanding volunteer service to their communities. This award recognizes active engagement as citizens to significantly impact our communities. This award is given to one collegiate chapter annually and recognizes outstanding chapter community service for 2014.
- Sigma Chi, Epsilon Tau Chapter
  - Dr. Tim Miller, *Significant Sig* - Dr. Tim Miller was recognized in 2014 as a Significant Sig, the highest alumni award that can be presented to a Sigma Chi alumni. The award is bestowed on any Sigma Chi who has achieved distinction in their chosen careers. Past recipients include Sigma Chi alumni like Drew Brees, Brad Pitt, and John Wayne. Dr. Miller is the 3rd alumni from Epsilon Tau to win the award. Epsilon Tau alumni Art Bauernfeind and Honorable Bill Cunningham of the Kentucky Supreme Court are also past recipients of the award which is selected by the Sigma Chi International Headquarters.
- Phi Kappa Tau, Delta Pi Chapter
  - *Community Service Scroll* - Presented annually to those chapters and colonies which exhibit success in the area of community service. To receive this award, the average amount of hours spent on volunteer service, per man, shall exceed 20 hours. The award is in the form of a scroll.

## SCHOLARSHIP

- All Greek GPA
  - In the Spring 2016 semester, the **All Greek GPA (3.09)** was above the All Undergraduate GPA (2.98). 9 of the 22 chapters were above the All Undergraduate GPA.
  - In the Fall 2015 semester, the **All Greek GPA (3.05)** was above the All Undergraduate GPA (2.98). 10 of the 21 chapters were above the All Undergraduate GPA.
- All Sorority GPA
  - In the Spring 2016 semester, the **All Sorority GPA (3.21)** was above the All-Female GPA (3.11). 5 of the 10 sororities were above the All-Female GPA.
  - In the Fall 2015 semester, the **All Sorority GPA (3.24)** was above the All-Female GPA (3.11). 7 of the 9 sororities were above the All-Female GPA.
- All Fraternity GPA
  - In the Spring 2016 semester, the **All Fraternity GPA (2.84)** was above the All-Male GPA (2.81). 3 of the 12 fraternities were above the All-Male GPA.



- In the Fall 2015 semester, the **All Fraternity GPA (2.75)** was below the All-Male GPA (2.80). 3 of the 12 fraternities were above the All-Male GPA.



- Dean's List
  - **443 members of fraternities and sororities were named to the Dean's List** in Spring 2016 (31% of the community).
  - **418 members of fraternities and sororities were named to the Dean's List** in Fall 2015 (30% of the community).
- Governing Council GPAs:
  - Spring 2016
    - CPC – 3.20
    - IFC – 2.77
    - NPHC – 2.52
  - Fall 2015
    - CPC – 3.21
    - IFC – 2.67
    - NPHC – 2.78
- The chapters that achieved the highest overall Chapter GPA among their respective governing councils were:
  - Spring 2016
    - CPC: Alpha Sigma Alpha Sorority (3.36)
    - IFC: Sigma Phi Epsilon Fraternity (3.46)
    - NPHC: Alpha Kappa Alpha Sorority, Inc. (3.17)

- Fall 2015
  - CPC: Alpha Sigma Alpha Sorority (3.34)
  - IFC: Sigma Phi Epsilon Fraternity (3.44)
  - NPHC: Zeta Phi Beta Sorority, Inc. (3.43)

## SERVICE AND PHILANTHROPY

- Of chapters reporting for 2015-2016, **over 88,000 hours of service** were dedicated to making the Murray and Murray State communities better.
  - Local agencies and organizations benefiting from community service include:
    - Adopt a Highway
    - Best Buddies MKY
    - Empty Bowl Project
    - Girl Scouts of America
    - Habitat for Humanity
    - Hickory Woods Nursing Home
    - Humane Society
    - Murray-Calloway County Needline
    - Murray Half Marathon
    - Oscar Cross Boys and Girls Club of Paducah
    - Relay for Life
    - Toys for Tots
    - Tymeless Hearts Carnival
- Of chapters reporting for 2015-2016, **over \$91,000 was raised for philanthropic partnerships and causes** by the Murray State University Greek Life organizations.
  - Such partnerships and causes include:
    - Amazing Day Foundation
    - American Cancer Society
    - Arthritis Research and Education
    - Big Brothers Big Sisters
    - Bright Life Farms
    - Circle of Sisterhood
    - Juvenile Diabetes
    - Prevent Child Abuse America
    - RAINN
    - Robbie Paige Memorial
    - Ronald McDonald House Charities
    - Special Olympics
    - St. Jude Children's Research Hospital
    - The Taylor Trudeau Cycle for Life

## SOCIAL ADVANCEMENT

- Greek Organizations also host and sponsor a number of educational and informational seminars for their members and general Murray State students to take part in to advance the social and cultural aspects of the campus.
- Such events during 2015-2016 included:
  - Active Shooter Training
  - African Dance Class
  - Alcohol Education
  - Black Lives Matter Discussion Group
  - Blue and White Ball
  - Breast Cancer Awareness Table
  - Child Abuse Awareness Information Table
  - Circle for Sisterhood Education Table
  - Cosmetics and Women's Empowerment
  - Diabetes Awareness Information Table
  - Domestic Violence Education
  - Drug Education
  - Eating Disorders and Body Image
  - I Took An Oath
  - Mixers
  - Movies and Discussions
  - Musical, Artistic and Poetic Performances
  - National Hazing Prevention Week/Hazing Prevention
  - NPHC Homecoming Step Show
  - Painting with a Twist
  - Pillow Talk – Safe Sex and Healthy Relationships
  - Profiling Education
  - Recruitment
  - Relaxation and Stress Management
  - Risk Management
  - SafeZone Training
  - Social Events
  - Social Media
  - Study Sessions
  - Title IX and Bystander Intervention Training
  - Women's Self Defense Class
  - Women's Suffrage March Reenactment

## 2015-2016 CHAPTER STATISTICS

	Chapter Size		GPA		Charitable Donations	Community Service	Campus Involvement	Leadership Positions
	Fall 2015	Spring 2016	Fall 2015	Spring 2016	\$ raised	# hours	# members	# members
<b>Community Totals &amp; Averages</b>	<b>1,405</b>	<b>1,387</b>	<b>3.05</b>	<b>3.09</b>	<b>\$91,239.71</b>	<b>88,817.6</b>	<b>959</b>	<b>256</b>
Alpha Gamma Delta (s)	131	126	3.27	3.34	\$10,676.86	1,285	122	55
Alpha Gamma Rho (f)	37	32	2.30	2.60	\$11,000	1,035	10	5
Alpha Delta Pi (s)	131	121	3.19	3.09	\$2,500	3,024	98	33
Alpha Kappa Alpha (s)	14	11	3.03	3.17	n/r	n/r	n/r	n/r
Alpha Omicron Pi (s)	147	140	3.31	3.32	\$10,500	4,840	141	40
Alpha Sigma Alpha (s)	143	134	3.34	3.36	\$4,824.23	9,126.5	75	27
Alpha Sigma Phi (f)	111	103	2.97	2.90	\$5,600	6,291.6	91	27
Alpha Tau Omega (f)	28	27	2.33	2.46	\$1,650	302	19	2
Alpha Phi Alpha (f)	3	9	2.40	2.63	n/r	n/r	n/r	n/r
Delta Sigma Theta (s)	4	9	3.28	2.84	\$0.00	140	7	3
Zeta Phi Beta (s)	8	10	3.43	2.79	n/r	n/r	n/r	n/r
Kappa Delta (s)	139	125	3.04	3.04	\$7,441.12	1,716	81	7
Lambda Chi Alpha (f)	75	73	2.73	2.79	n/r	n/r	n/r	n/r
Pi Kappa Alpha (f)	94	84	2.39	2.63	\$2,657.50	1,769	81	8
Sigma Alpha (s)	N/A	70	N/A	3.03	\$2,000	560	63	8
Sigma Pi (f)	46	38	2.95	2.88	\$2,500	840	28	5
Sigma Sigma Sigma (s)	138	131	3.29	3.24	\$21,390	6,198.5	113	26
Sigma Phi Epsilon (f)	63	67	3.44	3.46	\$8,500	1,690	30	10
Sigma Chi (f)	67	56	2.62	2.79	n/r	n/r	n/r	n/r
Phi Beta Sigma (f)	3	1	2.00	N/A	n/r	n/r	n/r	n/r
Phi Kappa Tau (f)	21	18	2.54	2.55	n/r	n/r	n/r	n/r
Omega Psi Phi (f)	2	2	2.54	2.41	n/r	n/r	n/r	n/r

- n/r = not reported
- Some GPAs are unavailable due to FERPA policies
- (s) = sorority
- (f) = fraternity

## 2015-2016 CHAPTER STATISTICS

	Chapter Size		GPA		Charitable Donations	Community Service	Campus Involvement	Leadership Positions
	Fall 2015	Spring 2016	Fall 2015	Spring 2016	\$ raised	# hours	# members	# members
<b>IFC Totals/Averages</b>	<b>545</b>	<b>507</b>	<b>2.67</b>	<b>2.77</b>	<b>\$31,907.50</b>	<b>11,927.6</b>	<b>259</b>	<b>57</b>
Alpha Gamma Rho (f)	37	32	2.30	2.60	\$11,000	1,035	10	5
Alpha Sigma Phi (f)	111	103	2.97	2.90	\$5,600	6,291.6	91	27
Alpha Tau Omega (f)	28	27	2.33	2.46	\$1,650	302	19	2
Alpha Phi Alpha (f)	3	9	2.40	2.63	n/r	n/r	n/r	n/r
Lambda Chi Alpha (f)	75	73	2.73	2.79	n/r	n/r	n/r	n/r
Pi Kappa Alpha (f)	94	84	2.39	2.63	\$2,657.50	1,769	81	8
Sigma Pi (f)	46	38	2.95	2.88	\$2,500	840	28	5
Sigma Phi Epsilon (f)	63	67	3.44	3.46	\$8,500	1,690	30	10
Sigma Chi (f)	67	56	2.62	2.79	n/r	n/r	n/r	n/r
Phi Kappa Tau (f)	21	18	2.54	2.55	n/r	n/r	n/r	n/r

- n/r = not reported
- Some GPAs are unavailable due to FERPA policies
- (s) = sorority
- (f) = fraternity

	Chapter Size		GPA		Charitable Donations	Community Service	Campus Involvement	Leadership Positions
	Fall 2015	Spring 2016	Fall 2015	Spring 2016	\$ raised	# hours	# members	# members
<b>NPHC Totals/Averages</b>	<b>34</b>	<b>42</b>	<b>2.78</b>	<b>2.52</b>	<b>\$0.00</b>	<b>140</b>	<b>7</b>	<b>3</b>
Alpha Kappa Alpha (s)	14	11	3.03	3.17	n/r	n/r	n/r	n/r
Alpha Phi Alpha (f)	3	9	2.40	2.63	n/r	n/r	n/r	n/r
Delta Sigma Theta (s)	4	9	3.28	2.84	\$0.00	140	7	3
Zeta Phi Beta (s)	8	10	3.43	2.79	n/r	n/r	n/r	n/r
Phi Beta Sigma (f)	3	1	2.00	N/A	n/r	n/r	n/r	n/r
Omega Psi Phi (f)	2	2	2.54	2.41	n/r	n/r	n/r	n/r

- n/r = not reported
- Some GPAs are unavailable due to FERPA policies
- (s) = sorority
- (f) = fraternity

## 2015-2016 CHAPTER STATISTICS

	Chapter Size		GPA		Charitable Donations	Community Service	Campus Involvement	Leadership Positions
	Fall 2015	Spring 2016	Fall 2015	Spring 2016	\$ raised	# hours	# members	# members
<b>NPC Totals/Averages</b>	<b>829</b>	<b>777</b>	<b>3.24</b>	<b>3.23</b>	<b>\$57,332.21</b>	<b>76,190</b>	<b>630</b>	<b>188</b>
<b>CPC Totals/Averages</b>	<b>843</b>	<b>858</b>	<b>3.21</b>	<b>3.20</b>	<b>\$59,332.21</b>	<b>76,750</b>	<b>693</b>	<b>196</b>
Alpha Gamma Delta <sup>(s)</sup>	131	126	3.27	3.34	\$10,676.86	1,285	122	55
Alpha Delta Pi <sup>(s)</sup>	131	121	3.19	3.09	\$2,500	3,024	98	33
Alpha Kappa Alpha <sup>(s) (a)</sup>	14	11	3.03	3.17	n/r	n/r	n/r	n/r
Alpha Omicron Pi <sup>(s)</sup>	147	140	3.31	3.32	\$10,500	4,840	141	40
Alpha Sigma Alpha <sup>(s)</sup>	143	134	3.34	3.36	\$4,824.23	9,126.5	75	27
Kappa Delta <sup>(s)</sup>	139	125	3.04	3.04	\$7,441.12	1,716	81	7
Sigma Alpha <sup>(s) (a)</sup>	N/A	70	N/A	3.03	\$2,000	560	63	8
Sigma Sigma Sigma <sup>(s)</sup>	138	131	3.29	3.24	\$21,390	6,198.5	113	26

- n/r = not reported
- Some GPAs are unavailable due to FERPA policies
- (a) = Associate Member Group
- (s) = sorority
- (f) = fraternity
- NPC Averages are not inclusive of Associate Member Groups
- CPC Averages are inclusive of all Full and Associate Member Groups

# **MEMBERSHIP STATISTICS**

Fall 2009 – Spring 2016

Organization Name	F09	S10	F10	S11	F11	S12	F12	S13	F13	S14	F14	S15	F15	S16
NPC Groups	430	449	443	439	462	446	514	489	779	789	854	817	829	777
Panhellenic Council	430	449	444	440	470	452	524	497	786	799	863	826	843	858
Alpha Gamma Delta (s)	88	83	84	87	92	89	97	96	129	135	140	137	131	126
Alpha Delta Pi (s)	88	91	81	81	88	89	103	94	126	129	143	142	131	121
Alpha Kappa Alpha (s) (a)	Closed (D)		1	1	8	6	10	8	7	10	9	9	14	11
Alpha Omicron Pi (s)	94	93	89	89	91	88	105	104	142	136	148	142	147	140
Alpha Sigma Alpha (s)	86	94	99	92	98	90	104	97	137	133	149	142	143	134
Alpha Phi (s)	Closed (M)													
Delta Zeta (s)	-----													
Kappa Delta (s)	Closed (M)								115c	121	130	114	139	125
Sigma Alpha (s) (a)	~~~~~													70
Sigma Sigma Sigma (s)	74	88	90	90	93	90	105	98	130	135	144	140	138	131
Phi Mu (s)	-----													
Phi Sigma Sigma © (s)	Closed (M)													

- *Dormant Chapter* D. or Dormant
- *Colonizing Semester* #c
- *No Chapter at MSU* ----
- *Operating w/o MSU/OGL Recognition* ~~~
- *Closed for Disciplinary Reasons* Closed (D)
- *Closed for Membership* Closed (M)
- *Closed for Other Reason* Closed (O)
- *Sorority* (s)
- *Fraternity* (f)
- *Associate Member Group* (a)
- *Colony* ©

Organization Name	F09	S10	F10	S11	F11	S12	F12	S13	F13	S14	F14	S15	F15	S16
Interfraternity Council	447	409	461	438	476	465	486	448	527	528	540	505	545	507
Alpha Gamma Rho (f)	28	32	39	41	43	40	39	34	38	37	22	31	37	32
Alpha Sigma Phi (f)	84	82	97	91	87	86	84	89	101	103	110	110	111	103
Alpha Tau Omega (f)	21	18	23	22	24	22	28	20	25	25	32	23	28	27
Alpha Phi Alpha (f)	7	6	6	10	10	8	7	8	6	6	5	4	3	9
Delta Sigma Phi (f)	Closed (O)													
Kappa Alpha Order (f)	Closed (M)													
Kappa Sigma (f)	20	17	Closed (O)											
Lambda Chi Alpha (f)	45	47	60	61	61	67	71	66	80	70	78	76	75	73
Pi Kappa Alpha (f)	55	48	57	62	61	57	67	60	86	81	94	92	94	84
Sigma Nu (f)	Closed (M)													
Sigma Pi (f)	27	24	17	14	18	22	24	27	40	38	44	41	46	38
Sigma Tau Gamma (f)	Closed (M)													
Sigma Phi Epsilon (f)	79	66	77	73	78	71	81	74	73	70	79	63	63	67
Sigma Chi (f)	51	45	44	40	61	62	60	55	58	51	59	49	67	56
Tau Kappa Epsilon (f)	1	D.	17	D.	10	8	Closed (M)							
Phi Kappa Theta © (f)	Closed (M)													
Phi Kappa Tau (f)	29	24	24	24	23	22	25	15	20	16	17	16	21	18

- *Dormant Chapter* D. or Dormant
- *Colonizing Semester* #c
- *No Chapter at MSU* ----
- *Operating w/o MSU/OGL Recognition* ~~~
- *Closed for Disciplinary Reasons* Closed (D)
- *Closed for Membership* Closed (M)
- *Closed for Other Reason* Closed (O)
- *Sorority* (s)
- *Fraternity* (f)
- *Associate Member Group* (a)
- *Colony* ©



Organization Name	F09	S10	F10	S11	F11	S12	F12	S13	F13	S14	F14	S15	F15	S16
National Pan-Hellenic Council	23	33	37	38	45	38	30	28	28	39	32	34	34	42
Alpha Kappa Alpha (s)	Closed (D)		1	1	8	6	10	8	7	10	9	9	14	11
Alpha Phi Alpha (f)	7	6	6	10	10	8	7	8	6	6	5	4	3	9
Delta Sigma Theta (s)	3	9	8	6	6	9	3	2	9	8	7	7	4	9
Zeta Phi Beta (s)	8	8	11	10	8	7	6	6	2	7	5	8	8	10
Iota Phi Theta (f)	Dormant				1	1	Dormant							
Kappa Alpha Psi (f)	1	7	8	8	D.	4	3	2	2	1	Dormant			
Sigma Gamma Rho (s)	Dormant													
Phi Beta Sigma (f)	4	3	3	3	3	3	1	2	2	4	3	3	3	1
Omega Psi Phi (f)	Dormant									3	3	3	2	2

- *Dormant Chapter*                      D. or Dormant
- *Colonizing Semester*                      #c
- *No Chapter at MSU*                      -----
- *Operating w/o MSU/OGL Recognition*      ~~~
- *Closed for Disciplinary Reasons*      Closed (D)
- *Closed for Membership*              Closed (M)
- *Closed for Other Reason*              Closed (O)
- *Sorority*                                      (s)
- *Fraternity*                                      (f)
- *Associate Member Group*              (a)
- *Colony*                                      ©

# **SCHOLARSHIP REPORTS**

Spring 2016 & Fall 2015 Rankings

and

Fall 2009 – Spring 2016

## Rank by Council

### Spring 2016

Panhellenic Council		3.20
1	Alpha Sigma Alpha (s)	3.36
2	Alpha Gamma Delta (s)	3.34
3	Alpha Omicron Pi (s)	3.32
4	Sigma Sigma Sigma (s)	3.24
5	Alpha Kappa Alpha (s) (a)	3.17
6	Alpha Delta Pi (s)	3.09
7	Kappa Delta (s)	3.04
8	Sigma Alpha (s) (a)	3.03

Interfraternity Council		2.78
1	Sigma Phi Epsilon (f)	3.46
2	Alpha Sigma Phi (f)	2.90
3	Sigma Pi (f)	2.88
4	Lambda Chi Alpha (f)	2.79
4	Sigma Chi (f)	2.79
6	Alpha Phi Alpha (f)	2.63
6	Pi Kappa Alpha (f)	2.63
8	Alpha Gamma Rho (f)	2.60
9	Phi Kappa Tau (f)	2.55
10	Alpha Tau Omega (f)	2.46

National Pan-Hellenic Council		2.52
1	Alpha Kappa Alpha (s)	3.17
2	Delta Sigma Theta (s)	2.84
3	Zeta Phi Beta (s)	2.79
4	Alpha Phi Alpha (f)	2.63
5	Omega Psi Phi (f)	2.41
NR	Phi Beta Sigma (f)	N/A

## Community Ranking

### Spring 2016

Rank	Organization	GPA
1	Sigma Phi Epsilon (f)	3.46
2	Alpha Sigma Alpha (s)	3.36
3	Alpha Gamma Delta (s)	3.34
4	Alpha Omicron Pi (s)	3.32
5	Sigma Sigma Sigma (s)	3.24
	<b>All Sorority</b>	<b>3.21</b>
	<b>CPC</b>	<b>3.20</b>
6	Alpha Kappa Alpha (s)	3.17
	<b>All Female</b>	<b>3.11</b>
	<b>All Greek</b>	<b>3.09</b>
7	Alpha Delta Pi (s)	3.09
8	Kappa Delta (s)	3.04
9	Sigma Alpha (s)	3.03
	<b>All Undergraduates</b>	<b>2.98</b>
10	Alpha Sigma Phi (f)	2.90
11	Sigma Pi (f)	2.88
	<b>All Fraternity</b>	<b>2.84</b>
12	Delta Sigma Theta (s)	2.84
	<b>All Male</b>	<b>2.81</b>
13	Zeta Phi Beta (s)	2.79
13	Lambda Chi Alpha (f)	2.79
13	Sigma Chi (f)	2.79
	<b>IFC</b>	<b>2.77</b>
16	Alpha Phi Alpha (f)	2.63
16	Pi Kappa Alpha (f)	2.63
18	Alpha Gamma Rho (f)	2.60
19	Phi Kappa Tau (f)	2.55
	<b>NPHC</b>	<b>2.52</b>
20	Alpha Tau Omega (f)	2.46
21	Omega Psi Phi (f)	2.41
NR	Phi Beta Sigma (f)	N/A

## Rank by Council

### Fall 2015

<u>Panhellenic Council</u>		<u>3.21</u>
1	Alpha Sigma Alpha (s)	3.34
2	Alpha Omicron Pi (s)	3.31
3	Sigma Sigma Sigma (s)	3.29
4	Alpha Gamma Delta (s)	3.27
5	Alpha Delta Pi (s)	3.19
6	Kappa Delta (s)	3.04
7	Alpha Kappa Alpha (s) (a)	3.03

<u>Interfraternity Council</u>		<u>2.67</u>
1	Sigma Phi Epsilon (f)	3.44
2	Alpha Sigma Phi (f)	2.97
3	Sigma Pi (f)	2.95
4	Lambda Chi Alpha (f)	2.73
5	Sigma Chi (f)	2.62
6	Phi Kappa Tau (f)	2.54
7	Alpha Phi Alpha (f)	2.40
8	Pi Kappa Alpha (f)	2.39
9	Alpha Tau Omega (f)	2.33
10	Alpha Gamma Rho (f)	2.30

<u>National Pan-Hellenic Council</u>		<u>2.78</u>
1	Zeta Phi Beta (s)	3.43
2	Delta Sigma Theta (s)	3.28
3	Alpha Kappa Alpha (s)	3.03
4	Omega Psi Phi (f)	2.54
5	Alpha Phi Alpha (f)	2.40
6	Phi Beta Sigma (f)	2.00

## Community Ranking

### Fall 2015

Rank	Organization	GPA
1	Sigma Phi Epsilon (f)	3.44
2	Zeta Phi Beta (s)	3.43
3	Alpha Sigma Alpha (s)	3.34
4	Alpha Omicron Pi (s)	3.31
5	Sigma Sigma Sigma (s)	3.29
6	Delta Sigma Theta (s)	3.28
7	Alpha Gamma Delta (s)	3.27
	<b>All Sorority</b>	<b>3.24</b>
	<b>CPC</b>	<b>3.21</b>
8	Alpha Delta Pi (s)	3.19
	<b>All Female</b>	<b>3.11</b>
	<b>All Greek</b>	<b>3.05</b>
9	Kappa Delta (s)	3.04
10	Alpha Kappa Alpha (s)	3.03
	<b>All Undergraduates</b>	<b>2.98</b>
11	Alpha Sigma Phi (f)	2.97
12	Sigma Pi (f)	2.95
	<b>All Male</b>	<b>2.80</b>
	<b>NPHC</b>	<b>2.78</b>
	<b>All Fraternity</b>	<b>2.75</b>
13	Lambda Chi Alpha (f)	2.73
	<b>IFC</b>	<b>2.67</b>
14	Sigma Chi (f)	2.62
15	Phi Kappa Tau (f)	2.54
15	Omega Psi Phi (f)	2.54
17	Alpha Phi Alpha (f)	2.40
18	Pi Kappa Alpha (f)	2.39
19	Alpha Tau Omega (f)	2.33
20	Alpha Gamma Rho (f)	2.30
21	Phi Beta Sigma (f)	2.00

Organization Name	F09	S10	F10	S11	F11	S12	F12	S13	F13	S14	F14	S15	F15	S16
NPC Groups	3.14	3.13	3.17	3.09	3.13	3.17	3.13	3.14	3.14	2.95	3.21	3.23	3.24	3.23
Panhellenic Council	3.14	3.13	3.17	3.09	3.07	3.19	3.15	3.17	3.16	2.98	3.22	3.24	3.21	3.20
Alpha Gamma Delta (s)	3.09	3.22	3.07	3.10	3.12	3.22	3.04	3.06	3.22	2.96	3.25	3.28	3.27	3.34
Alpha Delta Pi (s)	3.20	3.10	3.10	2.96	2.96	2.93	3.04	3.03	2.99	2.58	2.97	2.99	3.19	3.09
Alpha Kappa Alpha (s) (a)	Closed (D)		N/A	N/A	2.75	3.28	3.23	3.32	3.26	3.17	3.31	3.30	3.03	3.17
Alpha Omicron Pi (s)	3.23	3.30	3.18	3.13	3.16	3.22	3.29	3.29	3.22	2.81	3.30	3.32	3.31	3.32
Alpha Sigma Alpha (s)	3.16	3.19	3.29	3.19	3.28	3.25	3.15	3.24	3.32	3.20	3.37	3.33	3.34	3.36
Alpha Phi (s)	Closed (M)													
Delta Zeta (s)	-----													
Kappa Delta (s)	Closed (M)								2.93c	3.01	3.15	3.20	3.04	3.04
Sigma Alpha (s) (a)	~~~~~													3.03
Sigma Sigma Sigma (s)	3.03	2.84	3.21	3.09	3.13	3.17	3.14	3.09	3.15	3.13	3.20	3.27	3.29	3.24
Phi Mu (s)	-----													
Phi Sigma Sigma © (s)	Closed (M)													

- |  |               |                                  |            |
|--|---------------|----------------------------------|------------|
| • <i>Dormant Chapter</i>                   | D. or Dormant | • <i>Closed for Membership</i>   | Closed (M) |
| • <i>GPA Not Available*</i>                | N/A           | • <i>Closed for Other Reason</i> | Closed (O) |
| • <i>Colonizing Semester</i>               | #c            | • <i>Sorority</i>                | (s)        |
| • <i>No Chapter at MSU</i>                 | ----          | • <i>Fraternity</i>              | (f)        |
| • <i>Operating w/o MSU/OGL Recognition</i> | ~~~~          | • <i>Associate Member Group</i>  | (a)        |
| • <i>Closed for Disciplinary Reasons</i>   | Closed (D)    | • <i>Colony</i>                  | ©          |

Organization Name	F09	S10	F10	S11	F11	S12	F12	S13	F13	S14	F14	S15	F15	S16
Interfraternity Council	2.61	2.61	2.69	2.76	2.64	2.71	2.77	2.76	2.66	2.76	2.77	2.75	2.67	2.77
Alpha Gamma Rho (f)	2.82	2.77	2.72	2.59	2.56	2.70	2.73	2.67	2.48	1.98	2.30	2.46	2.30	2.60
Alpha Sigma Phi (f)	2.83	2.79	2.75	2.78	2.76	2.84	3.01	2.83	2.90	2.97	3.01	2.97	2.97	2.90
Alpha Tau Omega (f)	2.08	2.52	2.67	2.61	2.29	2.51	2.08	2.16	2.58	3.16	2.47	2.35	2.33	2.46
Alpha Phi Alpha (f)	2.38	2.14	2.64	2.88	2.66	2.62	3.02	2.97	2.47	2.33	2.61	2.29	2.40	2.63
Delta Sigma Phi (f)	Closed (O)													
Kappa Alpha Order (f)	Closed (M)													
Kappa Sigma (f)	2.05	2.66	Closed (O)											
Lambda Chi Alpha (f)	2.83	2.76	2.84	2.91	2.71	2.71	2.76	2.76	2.61	2.92	2.79	2.79	2.73	2.79
Pi Kappa Alpha (f)	2.68	2.67	2.36	2.60	2.32	2.72	2.64	2.72	2.70	2.25	2.69	2.72	2.39	2.63
Sigma Nu (f)	Closed (M)													
Sigma Pi (f)	2.08	2.20	2.59	2.53	2.72	2.75	2.68	2.82	2.37	2.87	2.78	2.83	2.95	2.88
Sigma Tau Gamma (f)	Closed (M)													
Sigma Phi Epsilon (f)	3.22	3.30	3.22	3.23	3.25	3.17	3.28	3.29	3.23	3.35	3.41	3.50	3.44	3.46
Sigma Chi (f)	2.89	2.58	2.95	2.99	2.81	2.87	2.82	2.90	2.87	3.07	2.88	2.78	2.62	2.79
Tau Kappa Epsilon (f)	N/A	D.	2.25	D.	2.58	2.34	Closed (M)							
Phi Kappa Theta © (f)	Closed (M)													
Phi Kappa Tau (f)	2.84	2.28	2.58	2.49	2.43	2.58	2.64	2.45	2.41	2.67	2.73	2.84	2.54	2.55

- |  |               |                                  |            |
|--|---------------|----------------------------------|------------|
| • <i>Dormant Chapter</i>                   | D. or Dormant | • <i>Closed for Membership</i>   | Closed (M) |
| • <i>GPA Not Available*</i>                | N/A           | • <i>Closed for Other Reason</i> | Closed (O) |
| • <i>Colonizing Semester</i>               | #c            | • <i>Sorority</i>                | (s)        |
| • <i>No Chapter at MSU</i>                 | ----          | • <i>Fraternity</i>              | (f)        |
| • <i>Operating w/o MSU/OGL Recognition</i> | ~~~~          | • <i>Associate Member Group</i>  | (a)        |
| • <i>Closed for Disciplinary Reasons</i>   | Closed (D)    | • <i>Colony</i>                  | ©          |

Organization Name	F09	S10	F10	S11	F11	S12	F12	S13	F13	S14	F14	S15	F15	S16
National Pan-Hellenic Council	2.80	2.61	2.89	2.83	2.69	2.65	2.83	2.78	2.87	2.29	2.70	2.51	2.78	2.77
Alpha Kappa Alpha (s)	Closed (D)		N/A	N/A	2.75	3.28	3.23	3.32	3.26	3.17	3.31	3.30	3.03	3.17
Alpha Phi Alpha (f)	2.38	2.14	2.64	2.88	2.66	2.62	3.02	2.97	2.47	2.33	2.61	2.29	2.40	2.63
Delta Sigma Theta (s)	2.65	2.88	3.40	3.53	3.46	3.12	2.12	2.79	2.55	2.67	3.07	2.38	3.28	2.84
Zeta Phi Beta (s)	3.00	2.91	2.57	2.61	2.47	2.65	2.62	2.61	3.37	2.71	2.79	2.97	3.43	2.79
Iota Phi Theta (f)	Dormant				N/A	N/A	Dormant							
Kappa Alpha Psi (f)	N/A	2.02	2.88	2.52	D.	2.28	3.18	2.52	2.75	N/A	Dormant			
Sigma Gamma Rho (s)	Dormant													
Phi Beta Sigma (f)	3.18	3.12	2.96	2.60	2.09	1.94	N/A	2.44	2.79	1.08	1.66	2.26	2.00	N/A
Omega Psi Phi (f)	Dormant									1.78	2.73	1.85	2.54	2.41

- |  |               |                                  |            |
|--|---------------|----------------------------------|------------|
| • <i>Dormant Chapter</i>                   | D. or Dormant | • <i>Closed for Membership</i>   | Closed (M) |
| • <i>GPA Not Available*</i>                | N/A           | • <i>Closed for Other Reason</i> | Closed (O) |
| • <i>Colonizing Semester</i>               | #c            | • <i>Sorority</i>                | (s)        |
| • <i>No Chapter at MSU</i>                 | ----          | • <i>Fraternity</i>              | (f)        |
| • <i>Operating w/o MSU/OGI Recognition</i> | ~~~           | • <i>Associate Member Group</i>  | (a)        |
| • <i>Closed for Disciplinary Reasons</i>   | Closed (D)    | • <i>Colony</i>                  | ©          |

\*Some GPAs are unavailable due to FERPA policies.