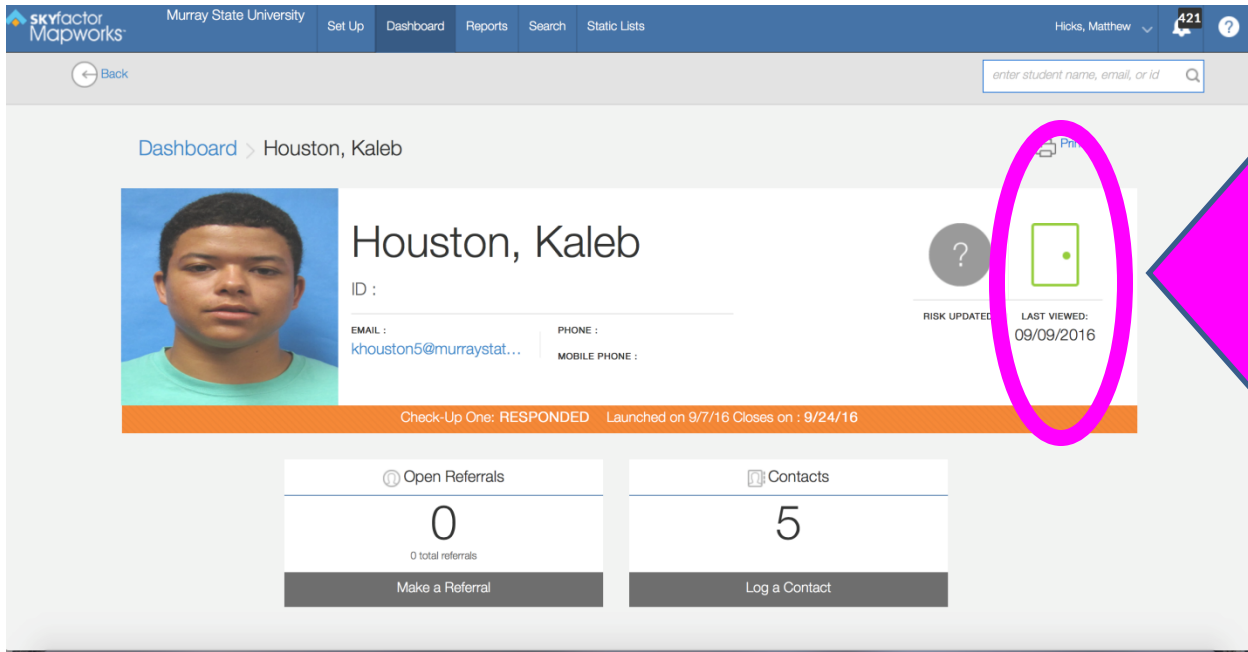






Intent to Leave Indicator in Mapworks

Office of Student Engagement and Success – Murray State University
September 2017



The intent to leave indicator, which is indicated by a door, informs us of student’s risk to leave the university. The intent to leave indicator is based on a Mapworks algorithm and may change as new or more information is added into Mapworks.

 <p>LAST VIEWED: 02/17/2017</p> <p>A closed green door indicates the student is not identified at risk to leave the university.</p>	 <p>LAST VIEWED: 02/17/2017</p>  <p>LAST VIEWED: 02/17/2017</p> <p>An open door in yellow or red indicates the student is at risk to leave the university. Red indicates a higher level of risk than yellow.</p>
 <p>LAST VIEWED: 02/17/2017</p> <p>A gray door indicates there is not enough information in Mapworks to determine the risk to leave</p>	<p>To learn more about viewing information, entering in a contact or referral, or emailing the student, review our training documents on these and other topics at murraystate.edu/success. If you have any further questions, please feel free to contact Matt Hicks (270-809-5344 or mhicks8@murraystate.edu).</p>