

2014 Kentucky Teacher Preparation Feedback Report

Murray State University

Data for the Kentucky Teacher Preparation Feedback Report comes from the Kentucky Longitudinal Data System (KLDS). The report is divided into three sections. Section A compares enrollment and graduation information for all students with those students in teacher preparation programs. Section B provides data about time-to-employment for first-time teaching graduates with a Bachelor's degree, as well as retention rates for those graduates who were employed as certified public K-12 employees within one year of graduating. Section C maps districts of employment for several recent cohorts of first-time teacher preparation graduates who earned a Bachelor's degree.

Note: Employment data in this report are limited to workers employed in firms covered by the Kentucky Unemployment Insurance System.

A. What were the recent enrollment and graduation numbers for Murray State University?

In order to ensure the confidentiality of individuals, some data items have been redacted. Redacted data are represented by an asterisk (*).

Academic Year 2011-2012 Profile	Murray State University	4-Year Public and Independent Total
1. Total enrollment		
a. Total, all majors	11,976	175,600
b. Teacher preparation programs	1,098	11,922
c. Percent of total enrollments in teacher preparation programs	9.2%	6.8%
Teacher Preparation Programs		
2. Undergraduate enrollment	1,049	8,617
3. Graduate enrollment	49	3,305
4. Bachelor's degree earners	291	2,273
a. In-state origin	72.5%	79.4%
b. Out-of-state origin	27.5%	20.6%
5. Graduate degree earners	21	1,010
a. In-state origin	52.4%	84.1%
b. Out-of-state origin	47.6%	15.9%

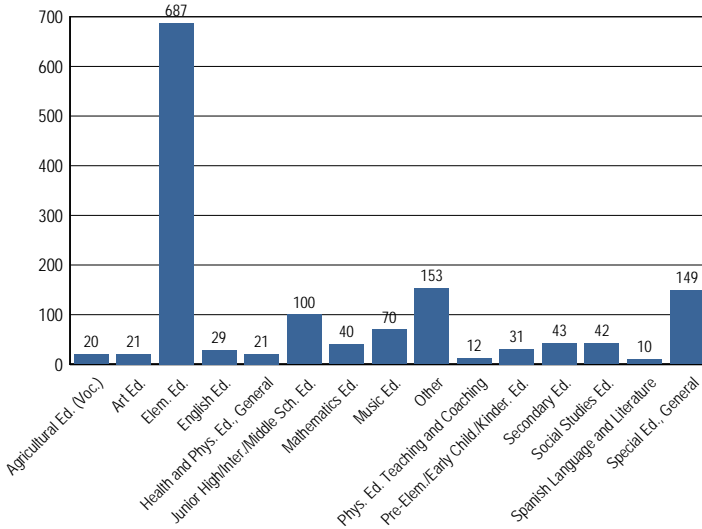
Quick Statistics

What happened to academic year 2011-2012 first-time teaching graduates with a Bachelor's degree from this institution one year later?

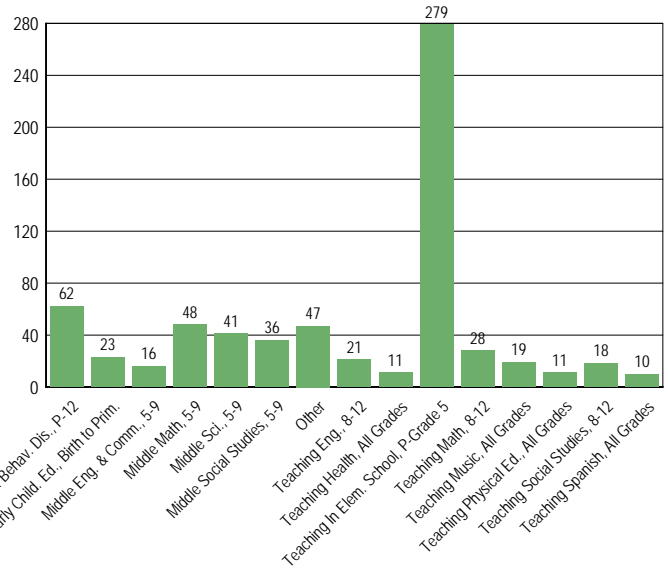
a. Employed in Kentucky as a certified public K-12 employee	38.0%
Median annual salary**	\$35,958
b. Employed in the education industry in Kentucky, but not as a certified public K-12 employee	27.8%
Median wages**	\$12,342
c. Employed in Kentucky, but not in the education industry	9.0%
Median wages**	\$13,308
d. Not employed in Kentucky, but continuing education	*
e. Not employed in Kentucky and not continuing education	*

**Median annual salary includes total salary for all jobs in MUNIS. Median wages include total wages for jobs covered by the Kentucky unemployment insurance system.

Academic Majors of First-Time Teaching Graduates with a Bachelor's Degree, Academic Years 2008 to 2012**



Certifications for First-Time Teaching Graduates with a Bachelor's Degree, Academic Years 2008 to 2012**

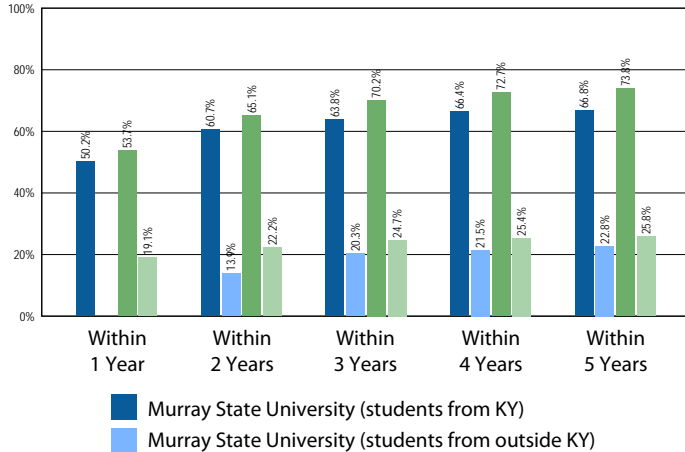


**Academic majors/certifications with fewer than 10 graduates are combined as "Other". The sum of majors/certificates may exceed the total number of graduates.

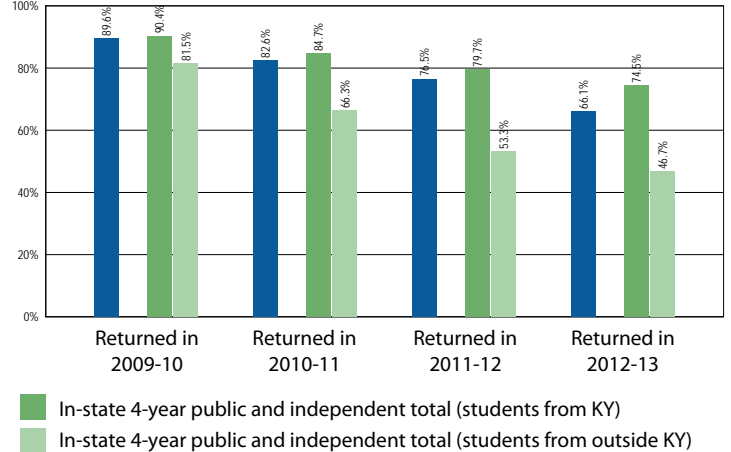
Note: This Kentucky Teacher Preparation Feedback Report was produced using data from the Kentucky Longitudinal Data System (KLDS) and provides information at a deeper level and in a different format than previous reports. If you intend to compare data from this report to others, please review the technical notes for each to ensure that the data are comparable. For more information, please visit <http://KCEWS.ky.gov> or e-mail KCEWS@ky.gov.

B. What were time-to-employment and retention trends for first-time teaching graduates with a Bachelor's degree in academic year 2007-2008 from Murray State University?

Time-to-Employment as Certified Public K-12 Employees for these Graduates



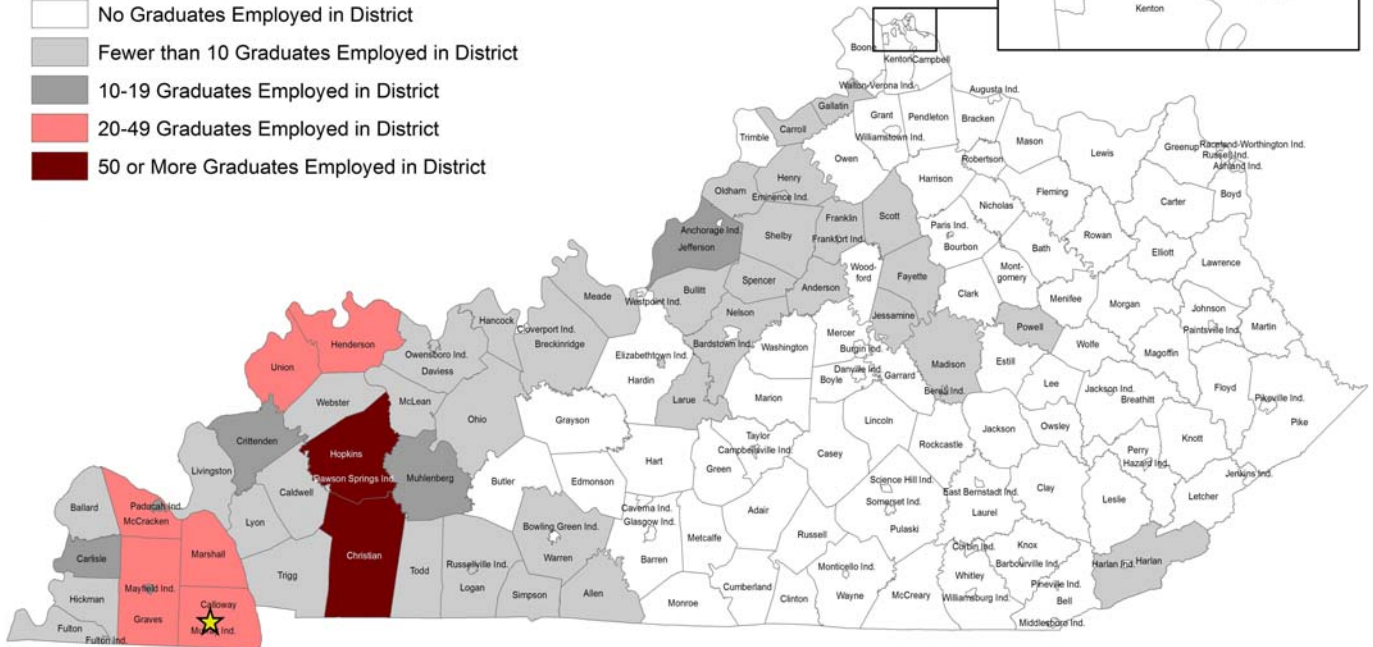
Retention Rates for Graduates Employed as Certified Public K-12 Employees within One Year of Graduation



C. Where were recent first-time teaching graduates with a Bachelor's degree from Murray State University employed as certified public K-12 teachers?

Districts of Employment for Murray State University's First-Time Teaching Graduates with a Bachelor's Degree from 2008-2012*

- ★ Location of College or University
- No Graduates Employed in District
- Fewer than 10 Graduates Employed in District
- 10-19 Graduates Employed in District
- 20-49 Graduates Employed in District
- 50 or More Graduates Employed in District



* Includes all first-time teaching graduates with a bachelor's degree from academic years 2007-2008 to 2011-2012 who were employed as certified public K-12 employees in Kentucky during the academic year immediately following graduation.

2014 Kentucky Teacher Preparation Feedback Reports

Technical Notes

The Kentucky Teacher Preparation Feedback Report is produced for all in-state 4-year public and independent colleges and universities by the Kentucky Center for Education and Workforce Statistics (KCEWS), utilizing data from the Kentucky Longitudinal Data System (KLDS). The KLDS includes data from the Education Professional Standards Board (EPSB), the Council on Postsecondary Education (CPE), the Kentucky Department of Education (KDE), and the Kentucky Unemployment Insurance System.

Occasionally, data from one source will not conform to data from another source because of differences in student cohorts, how variables are defined, the treatment of missing data, and other factors. This means that data published in this report may not be comparable to data published in other reports. Values that are not available or are suppressed to preserve individual privacy are represented by an asterisk (*).

Page 1: Section A: What were the recent enrollment and graduation numbers for this institution?

Academic Year 2011-12 Profile

1. **Total enrollment:**
 - a. **Total, all majors:** Total number of students enrolled at this institution in academic year 2011-12. Excludes house staff, auditors, WKU Academy, and high school students. Duplication across institutions may occur if students are enrolled at multiple institutions.
 - b. **Teacher preparation programs:** Total number of students enrolled in a teacher preparation program at this institution in academic year 2011-12.
 - c. **Percent of total enrollments in teacher preparation programs:** Calculated by dividing the number of enrollments in teacher preparation programs at this institution in academic year 2011-12 by the total enrollment in all majors at this institution in academic year 2011-12.

Teacher Preparation Programs

2. **Undergraduate enrollment:** Number of students enrolled in an undergraduate-level teacher preparation program at this institution in academic year 2011-12.
3. **Graduate enrollment:** Number of students enrolled in a graduate-level teacher preparation program at this institution in academic year 2011-12.
4. **Bachelor's degree earners:** The total number of students who earned a Bachelor's degree in a teacher preparation program at this institution in academic year 2011-12.
 - a. **In-state origin:** The percentage of students who earned a Bachelor's degree in a teacher preparation program at this institution in academic year 2011-12 who were originally from Kentucky.
 - b. **Out-of-state origin:** The percentage of students who earned a Bachelor's degree in a teacher preparation program at this institution in academic year 2011-12 who were originally from outside Kentucky.
5. **Graduate degree earners:** The total number of students who earned a Master's degree in a teacher preparation program at this institution in academic year 2011-12.
 - a. **In-state origin:** The percentage of students who earned a Master's degree in a teacher preparation program at this institution in academic year 2011-12 who were originally from Kentucky.

- b. **Out-of-state origin:** The percentage of students who earned a Master's degree in a teacher preparation program at this institution in academic year 2011-12 who were originally from outside Kentucky.

Quick Statistics

- a. **Employed in Kentucky as a certified public K-12 employee:** The percentage of first-time teacher preparation program graduates with a Bachelor's degree from this institution in academic year 2011-12 who were employed as certified public K-12 employees in Kentucky at any point during academic year 2012-13. Certified public K-12 employment was determined using the MUNIS database. Employment as a certified public K-12 employee takes precedence over all other outcomes in the Quick Statistics box.
Median annual salary: The median annual salary earned by those first-time teacher preparation program graduates with a Bachelor's from this institution in academic year 2011-12 who were employed as certified public K-12 employees in Kentucky at any point during academic year 2012-13. Certified public K-12 employment and annual salaries were determined using the MUNIS database.
- b. **Employed in the education industry in Kentucky, but not as a certified public K-12 employee:** The percentage of first-time teacher preparation program graduates with a Bachelor's degree from this institution in academic year 2011-12 who were employed in Kentucky in the education industry in some capacity during fiscal year 2012-13, but not as certified public K-12 employees. Employment in the education industry was determined using data from the Kentucky Unemployment Insurance System and includes those graduates with a major industry of employment in "Educational Services" (NAICS 61).
Median wages: The median annual wages earned by those first-time teacher preparation program graduates with a Bachelor's degree from this institution in academic year 2011-12 who were employed in the education industry in Kentucky during fiscal year 2012-13, but not as certified public K-12 employees. Median wages were calculated using data from the Kentucky Unemployment Insurance System.
- c. **Employed in Kentucky, but not in the education industry:** The percentage of first-time teacher preparation program graduates with a Bachelor's degree from this institution in academic year 2011-12 who were employed in Kentucky in some capacity during fiscal year 2012-13, but not as certified public K-12 employees and not in the education industry. Employment in Kentucky was determined using data from the Kentucky Unemployment Insurance System and includes those graduates with major industries of employment other than "Educational Services" (NAICS 61).
Median wages: The median annual wages earned by those first-time teacher preparation program graduates with a Bachelor's degree from this institution in academic year 2011-12 who were employed in Kentucky during fiscal year 2012-13, but not as certified public K-12 employees and not in the education industry. Median wages were calculated using data from the Kentucky Unemployment Insurance System.
- d. **Not employed in Kentucky, but continuing education:** The percentage of first-time teacher preparation program graduates with a Bachelor's degree from this institution in academic year 2011-12 who were not employed in Kentucky during fiscal year 2012-13, but re-enrolled at an in-state public 4-year, in-state public 2-year, in-state independent, in-state proprietary or other institution, or out-of-state postsecondary institution during some point in academic year 2012-13. Employment in Kentucky was determined using data from the Kentucky Unemployment Insurance System.
- e. **Not employed in Kentucky and not continuing education:** The percentage of first-time teacher preparation program graduates with a Bachelor's degree from this institution in academic year 2011-12 who were not employed in Kentucky during fiscal year 2012-13 and did not re-enroll at an in-state public 4-year, in-state public 2-year, in-state independent, in-state proprietary or other institution, or out-of-state

postsecondary institution during some point in academic year 2012-13. Employment in Kentucky was determined using data from the Kentucky Unemployment Insurance System.

CHART: Academic Majors of First-Time Teaching Graduates with a Bachelor's Degree, Academic Years 2008-2012: The number of completions, by academic major, by those first-time teaching preparation program graduates with a Bachelor's degree from this institution in academic years 2007-08 through 2011-12. Academic majors with fewer than 10 graduates during this five year period are combined as "Other". Graduates may be counted in more than one academic major.

CHART: Certifications for First-Time Teaching Graduates with a Bachelor's Degree, Academic Years 2008-2012: The number of certifications earned, by credential description type, by those first-time teaching preparation program graduates with a Bachelor's degree from this institution in academic years 2007-08 through 2011-12. Credential description types with fewer than 10 certifications earned during this five year period are combined as "Other". Graduates may be counted in more than one credential description type.

Page 2: Section B: What were time-to-employment and retention trends for first-time teaching graduates with a Bachelor's degree in academic year 2007-08 from this institution?

CHART: Time-to-Employment as Certified Public K-12 Employees for these Graduates: The percentage of first-time teaching preparation program graduates from this institution with a Bachelor's degree in academic year 2007-08 who were employed as certified public K-12 employees in Kentucky within the next five academic years. Certified public K-12 employment was determined using the MUNIS database. This chart represents five distinct snapshot years of employment (academic years 2008-09, 2009-10, 2010-11, 2011-12, and 2012-13).

CHART: Retention Rates for Graduates Employed as Certified Public K-12 Employees within One Year of Graduation: The percentage of first-time teaching preparation program graduates from this institution with a Bachelor's degree in academic year 2007-08 who were employed as certified public K-12 employees in Kentucky in academic year 2008-09 and returned as certified public K-12 employees one, two, three, and five academic years later. Certified public K-12 employment was determined using the MUNIS database. This chart represents a retention track. Only those graduates who were employed as certified public K-12 employees one year after graduation are included.

Page 2: Section C: Where were recent first-time teaching graduates with a Bachelor's degree from this institution employed as certified public K-12 employees? The total number of first-time teaching preparation program graduates from this institution with a Bachelor's degree from academic years 2007-08 to 2011-12 who were employed as certified public K-12 employees in Kentucky during the academic year immediately following graduation, by district of employment. Certified public K-12 employment was determined using the MUNIS database.